



Contents


General Information	IFC
Quick Facts	IFC
About Frostburg State	1
President Gibraltar/Bob Wells Field	2
Director of Athletics Troy Dell/Staff Directory	3
Head Coach Guy Robertson	4
Assistant Coaches	5
2008 Roster	6
Roster Facts & Breakdown	7
2008 Preview/Preseason Poll	8 & 9
Player Profiles	10-16
2007 NCAA Regional	17
2007 Overall Statistics	18
2007 AMCC Statistics	19
2007 Results	20
2007 Statistical Leaders	21
AMCC All-Conference/Past Champions	22
2008 AMCC Opponent Facts	23
2008 Non-Conference Opponents	24
Year-by-Year Results	25
Frostburg State Records	26-30
About Frostburg State	31 & 32

Frostburg State Quick Facts

City/Zip	Frostburg, Md./21532
Founded	1898
Enrollment	5,200
Nickname	Bobcats
School Colors	Red, Black & White
Affiliations	NCAA Division III
Conferences	Allegheny Mountain Collegiate Conference
President	Dr. Jonathan C. Gibraltar
Director of Athletics	Troy Dell
Athletics Phone	(301) 687-4462

Sports Information Staff

Sports Information Director	Noah Becker
Office Phone	(301) 687-4371
Office Fax	(301) 687-4780
Email	nzbecker@frostburg.edu
Graduate Assistants	Billy McDaniel & Katie Spittler
Web Site	http://www.frostburgsports.com



Credits

The 2008 Baseball Media Guide is a publication of the Frostburg State Sports Information Office

Editor/Writer/Designer

Noah Becker

Publication Contributors

Billy McDaniel & Katie Spittler

Printer

MultiAd Sports

Frostburg State Baseball Staff

Head Coach	Guy Robertson (Elon)
Career Record/Years	64-131/Four
Record at Frostburg State/Years	0-0/First
Assistant Coaches	Dan Sidorowicz & Bill Shields
Baseball Office Phone	(301) 687-4414
Baseball E-mail Address	gsrobertson@frostburg.edu
First Season of Baseball	1937
All-Time Record (Pct.)/Years	1004-623-5 (.613)/62
AMCC Championships/Years	5/1998, 1999, 2004, 2006 & 2007
Years in Post-Season Play/Years	24/1967, 1970, 1971, 1972, 1973, 1974, 1975, 1976, 1977, 1979, 1984, 1987, 1990, 1991, 1992, 1993, 1994, 1996, 1997, 1998, 1999, 2001, 2006, 2007
Last Post-Season Appearance	2007 NCAA MidEast Regional
Result	Lost to #4 Gwynedd-Mercy, 5-3 Lost to #1 Kean, 7-0

2007 Baseball Schedule

Feb. 15	at Methodist	3:00 pm
Feb. 16	vs. Lynchburg ^	11:00 am
Feb. 16	at Methodist	4:00 pm
Feb. 17	vs. Lynchburg ^	1:00 pm
Feb. 29	Old Westbury	Noon (DH)
Mar. 1	Old Westbury	Noon (DH)
Mar. 8	Centenary	Noon (DH)
Mar. 9	Centenary	Noon (DH)
Mar. 12	Lebanon Valley	3:00 pm
Mar. 13	Christopher Newport	3:00 pm
Mar. 19	at Villa Julie	3:00 pm
Mar. 22	at Penn State Behrend *	1:00 pm (DH)
Mar. 26	at West Virginia Tech	2:00 pm
Mar. 27	Washington & Jefferson	2:00 pm
Mar. 29	Lake Erie *	1:00 pm (DH)
Apr. 1	Penn State Altoona *	1:00 pm (DH)
Apr. 5	at Pitt-Bradford *	1:00 pm (DH)
Apr. 9	at La Roche *	1:00 pm (DH)
Apr. 10	at Shenandoah	4:00 pm
Apr. 12	Hilbert *	1:00 pm (DH)
Apr. 15	Mt. Aloysius *	1:00 pm (DH)
Apr. 17	West Virginia Tech	2:00 pm
Apr. 19	at Medaille *	1:00 pm (DH)
Apr. 25	at Pitt-Greensburg *	Noon (DH)
Apr. 26	at St. Mary's *	Noon (DH)
May 3	AMCC Tournament	TBA
May 9-11	AMCC Tournament	TBA
May 14 - 18	NCAA Regionals	TBA

Home Games in Bold

* Allegheny Mountain Collegiate Conference Opponents
^ Fayetteville, N.C.



FSU AT A GLANCE

- Average class size: 19
- 85% of classes have fewer than 30 students.
- 17:1 student/faculty ratio
- According to a recent survey, 97% of our graduates are employed. Over 83% are employed in the field of their choice.
- An undergraduate biology student discovered a new species of worm and presented his findings at the Russian Society of Nematologist Symposium in St. Petersburg.
- Among its peer institutions, FSU was ranked second for the number of national awards received by its faculty.
- The NBC hit sitcom "My Name is Greg" was created by a Frostburg State alumni Greg Garcia (Class of '92). Garcia is also the creator of the CBS sitcom, "Yes, Dear".
- The fall 2000 entering freshmen class was the largest in FSU history and 10.2 percent larger than the previous year. The same class had an average SAT score that was 14 points higher than the previous year's average.
- FSU is a partner in the construction of a business and technology park on campus. This new park will provide opportunities for students to engage in research and internships with participating agencies.
- The pass rate of FSU graduates in Social Work licensure exams has been 100% for the past two years.
- Students from FSU's Society for the Advancement of Management chapter placed third nationally in case competition.
- FSU education graduates have typically had pass rates of 96%-98% on the National Teachers Exam.



From an opening day enrollment of 57 students, Frostburg State University has grown to a present day enrollment of over 5,000 students. Its physical plant, once limited to a single building, Old Main, which housed classrooms and a library, has also grown to over 30 facilities including classroom buildings, residence halls, the Lewis J. Ort Library, the Harold J. Cordts Physical Education Center, the Lane Center, and the Performing Arts Center, situated on 255 beautiful acres.

Opened in 1902 as State Normal School No. 2, the University owes its existence to the tenacity of J. Benson Oder, editor of the Frostburg Mining Journal, and the citizens of Frostburg who, in spite of political barriers, raised funds and purchased the site on which the University is located.

Principal Edmund Dandridge Murdaugh and three faculty instructed the first Normal School class; in addition, the other faculty taught 151 children in the Model School. The Normal School students, who were high school students having to meet no requirements other than age (girls, 16; boys, 17), had but one two-year course of study, elementary education. The curriculum consisted of Latin, mathematics, history, rhetoric and literature, natural and physical sciences, drawing, music, calisthenics, psychology, philosophy of education, philosophy of school management, Pedagogy, Observation, Practice Work and Primary Manual Training.


Over the years, the name of the institution has reflected the changes in the scope of its educational mission. In 1935, the State Normal School No. 2 became the State Teachers College at Frostburg, a four-year college which offered a Bachelor of Science in Elementary Education. In 1963, the name became Frostburg State College, and finally in 1987, with the strong support of the local civic and business community, became Frostburg State University, an indication of its growing resources, diversity and excellence in educational opportunities for the region and the state.

In 1988, FSU became a constituent institution of the University System of Maryland, comprised of 11 of the state's 13 public institutions. Expanding to meet the educational needs of the region, the FSU Center in Hagerstown was also established in 1988 to offer upper-level bachelor's degree coursework and graduate programs. The University also opened, in 1990, a permanent location for the Frederick MBA program.

Throughout its growth, the University has emphasized excellence in teaching. Over 80% of the full-time faculty hold Ph.D.s or terminal degrees from institutions that are among the most prestigious in the nation. Faculty scholarship has led to scholarly books, manuals and journals, as well as numerous articles and reviews. This excellence in faculty has resulted in superior results for students. FSU has been ranked first among its peers for the number of doctorates per 100 baccalaureate degrees awarded. In the same study, FSU was ranked second in the percentage of national, prestigious awards received by faculty. These have included Fulbrights and significant grants from the National Endowment for the Humanities, the National Endowment for the Arts and other national associations.

At the same time, the University has developed comparable excellence in academic programs, research, consulting, cultural and athletic events, and facilities. In recent years the campus has consistently received a superior rating, the highest state award given for facilities and maintenance. In addition, FSU was also recently ranked safest college campus in the state.

Today, the University's mission and services have expanded significantly. Over 400 full-time administrators and support staff, and more than 200 full-time faculty serve the educational needs of students who come not only from throughout the United States, but also the world. These students have a choice of 37 major programs of study leading to the Bachelor of Art, Bachelor of Science, Bachelor of Fine Arts and Bachelor of Technical and Professional Studies degrees as well as graduate degrees in applied ecology and conservation biology, business administration, counseling psychology, education, wildlife/fisheries biology, human performance, modern humanities, park and recreation resource management, teaching and applied computer science. In addition, 12 pre-professional programs are offered.



FSU PRESIDENT



**DR. JONATHAN GIBRALTER
UNIVERSITY PRESIDENT**

Dr. Jonathan C. Gibraltar was named the 14th president of Frostburg State University in March of 2006. Since arriving on campus, bringing with him a solid record of educational and community leadership which produced academic and economic transformations at his previous institution, he has invigorated efforts to improve enrollment, academic standards and the University's reputation, moved forward regional engagement initiatives in the areas of workforce and economic development, and energized campus environmental efforts.

Dr. Gibraltar earned his bachelor of arts degree in psychology from the State University of New York at Binghamton, his master of arts degree in counseling psychology from New York University and his Ph.D. in human development from Syracuse University.

After earning his bachelor's degree, Dr. Gibraltar worked in the mental health field as he advanced his education. After about a decade working in a variety of mental health venues, he followed his interest into academics, becoming a faculty member at the State University of New York at Morrisville. Morrisville was also where he discovered an interest in higher education administration, becoming associate dean of the school of liberal arts. He eventually progressed through a series of increasing administrative positions at New York colleges, culminating in his presidency at Farmingdale State University of New York, part of the SUNY system, where he was president from 2001 to 2006. .

On Aug. 2, 2006, Dr. Gibraltar took the helm at Frostburg State University, where he oversees a campus community of nearly 5,000 students and 260 full-time faculty members and a budget of more than \$80 million. His priority of increasing and stabilizing enrollment, aided by the Enrollment Management Committee, a task force of campus and community constituencies, resulted in FSU welcoming its largest freshman class in history in the fall of 2007.

In terms of his goal of strengthening regional economic development, he was instrument in bringing to Allegany County a grant of \$2.5 million for site work for the first building in the Allegany Business Center at Frostburg State University, a technology park on the FSU campus. He has also begun addressing regional workforce development and the revitalization of Frostburg's historic Main Street.

In addition, he established the Office of Communications and Media Relations with the goal of raising the institution's profile beyond Western Maryland, and he is focusing on the development of a \$15 million capital campaign.




He has also put his own energies behind the movement at FSU and elsewhere to address issues of climate change and sustainability. He is a charter signatory and member of the Leadership


Circle of the American College and University Presidents Climate Commitment, and he was appointed by Maryland Gov. Martin O'Malley to the Greenhouse Gas and Carbon Mitigation Working Group, a sub-group of the Maryland Climate Change Commission.

In service to higher education, his roles include serving as a Commissioner for the Middle States Commission on Higher Education and as the representatives for Maryland on the American Association of State Colleges and Universities' Council of State Representatives.


His collaborative approach to higher education has engaged faculty, staff, students, alumni and friends of the university in planning and development for the future of Frostburg State University.



BOB WELLS FIELD



BOB WELLS FIELD



BASEBALL CLUBHOUSE



TROY A. DELL
DIRECTOR OF ATHLETICS

Troy Dell is in his first year as Director of Athletics at Frostburg State after taking over the department on June 18. He comes to Frostburg State from Gettysburg College where he has worked for over a decade, including the last five years as the Assistant Director of Athletics. He had significant responsibilities on a number of facilities improvements there, as well as in the hiring of several coaches. He was also the head wrestling coach. He holds a bachelor's degree in history from Gettysburg College and a Master of Science degree in Exercise Science and Physical Education, with an emphasis in administration.

ATHLETIC STAFF

Administration

- Troy A. Dell (Director of Athletics): 301-687-4455
- Rubin Stevenson (Associate Athletic Director): 301-687-4086
- Keith Byrnes (Assistant Athletic Director): 301-687-3072
- Jody Pepple (Senior Women's Administrator): 301-687-4466
- Guy Robertson (Assistant Athletic Director): 301-687-4414

Athletic Training Staff

- Tony Zaloga (Head): 301-687-4497
- Karla Schoenly: 301-687-3027
- Jackie Tonsing: 301-687-4497

Sports Information Director

- Noah Becker: 301-687-4371

Head Baseball

- Guy Robertson: 301-687-4414

Head Men's Basketball

- Webb Hatch: 301-687-3093

Head Women's Basketball

- Jody Pepple: 301-687-4466

Head Men's & Women's Cross Country

- Randy Lowe: 301-687-4313

Head Field Hockey

- Melissa Grosman: 301-687-4476

Head Football

- Open: Open

Head Women's Lacrosse

- Ashley Manion: 301-687-4273

Head Women's Soccer

- Brian Parker: 301-687-4356

Head Softball

- Wes Landrum: 301-687-3242

Head Swimming & Diving

- Open: TBA

Head Men's & Women's Tennis

- Stuart Swink: 301-687-4350

Head Men's & Women's Track & Field

- Dale Luy: 301-687-3243

Head Volleyball Coach

- Peter Letourneau: 301-687-7014

ADMINISTRATIVE STAFF



ASSOCIATE AD
RUBIN STEVENSON




ASSISTANT AD
KEITH BYRNES



SENIOR WOMEN'S AD
JODY PEPPE



ASSISTANT AD
GUY ROBERTSON



HEAD COACH



Guy Robertson

Head Coach
First Season



Guy Robertson is in his first season as the head coach of the Frostburg State baseball program and 12 coach in the programs 63-year history.

He inherits a wealth of talent as four All-AMCC performers return to a team that has won at least 29 games in each of the last three years with a pair of NCAA Regional Tournament appearances.

Robertson brings with him a great deal of experience coaching the game of baseball including a solid background within the state of Maryland.

He comes to Frostburg after serving as the Director of Recruiting for the Baseball Factory in Columbia, Md. since July 2006. While there, he helped place kids with colleges and universities all across the country at all levels.

Robertson served as the head coach at NCAA Division I Coppin State from 2002 through 2006. He is the school's all-time leader in winning percentage, second all-time in both CSU wins (64) and MEAC wins (30). He also holds the school record for victories in a single-season (21). In 2005, he was selected as the MEAC Coach of the Year after posting a 10-7 league record.

Prior to CSU, he served as the head coach for the Asheboro Copperheads of the Coastal Plains Collegiate Summer League and the St. Cloud River Bats of the Northwoods Collegiate Summer League. Robertson has also served as an assistant coach for both Towson and Georgetown University's.

Throughout his coaching career, Robertson has coached several camps and clinics and has served on the NCAA Regional Selection Committee. He coached camps for the University of Maryland, William and Mary, Naval Academy, Robert Clemente Baseball Camp and has helped with the Baseball Weekly Instructional Series.

A native of Owings Mills, Md., Robertson played four years of baseball at Elon where he earned his bachelor's degree in sports management in 1999. He later earned his masters of science in physical education and exercise science from McDaniel in December of 2003.

He and his wife, the former Lisa Bumgarner, are the proud parents of Alexandra. The two are also expecting their second child some time in early spring.






Dan Sidorowicz

Assistant Coach
Fourth Season



Dan Sidorowicz enters his fourth season as a member of the Bobcat coaching staff and second as the team's graduate assistant. Sidorowicz is no stranger to FSU having been a four-year member of the baseball team.

Sidorowicz was a solid member of the FSU pitching staff from 2001-2004, posting a 14-11 overall record, tossing six complete games and adding three saves.

His 48 appearances rank second on the Bobcat all-time chart, his 14 wins are ninth and his 153.1 innings and 107 strikeouts are both 10th.

Sidorowicz enjoyed his best season in 2003 when he went 6-2 with a 3.22 ERA and three complete games. He struck out 30 and walked 13 in 50.1 innings.




Bill Shields

Assistant Coach
Third Season



Bill Shields enters his third season on the Frostburg State baseball staff.

A native of Winchester, Mass., Shields will assist with the Bobcat hitters and will work with the infielders and outfielders. In his two previous seasons with the Bobcats, the team has captured two AMCC Tournament Championships and appeared in the NCAA Tournament in both years.

In addition to his duties on the field, Shields is the head coach for the Haymarket Senators of the Valley Summer Baseball League and travels during the offseason recruiting for the Bobcats at showcases such as the TPX top 96.

Shields played at Dowling from 1996-2000 and was the starting first baseman and designated hitter. He helped lead Dowling to three-consecutive postseason appearances. In 1998, Shields helped Dowling to the ECAC Championship, NYCAC championship game and a 26-11 overall record, the second best finish in school history. After graduating, he took a position with Mass Financial Services in Boston. Shields obtained his master's degree in education from FSU in December of 2007.

While in Mass., he worked with Eric Wedge, the current Cleveland Indians manager at Strike One Indoor baseball complex giving individual and group hitting lessons. Shields also offers hitting lessons in Frostburg and Rawlings Sports Complex in Rawlings, Md. He was also an assistant coach at Winchester High School during the 2002-03 season.



Numerical Roster

NO.	NAME	YR.	POS.	B/T	HT.	WT.	HOMETOWN/HIGH SCHOOL (PREV. SCHOOL)
1	Andrew Derr	So.	OF	R/R	5-7	155	Brunswick, Md./Brunswick
2	Trevor Conner	Fr.	RHP	R/R	5-11	165	Dhahran, Saudi Arabia/Kent School
3	Andrew Lydon	Sr.	INF	R/R	5-11	190	Southampton, N.J./Lenape (Burlington CC)
4	Brett Mitchell	Sr.	INF	R/R	5-10	170	Fredericksburg, Va./Stafford
5	Gary Wolfe	Jr.	RHP	R/R	5-6	180	Funkstown, Md./South Hagerstown (Frederick CC)
6	Joe Clark	Jr.	INF	R/R	5-10	165	Crozet, Va./Western Albemarle
9	Joe Daddura	Sr.	C	R/R	6-1	200	Fallston, Md./Calvert Hall
10	Benjamin Oberman	Fr.	OF	R/R	6-3	225	Loganville, Ga./Loganville
11	Jeff Kroboth	So.	OF	R/R	5-10	165	Nazareth, Pa./Nazareth Area
12	Andrew Sacks	Jr.	C	R/R	5-10	180	Forest Hill, Md./John Carroll
13	Lucas Streeter	Fr.	INF	R/R	5-7	185	Litchfield, N.H./Pinkerton Academy
15	Joseph Garrity	So.	RHP/OF	R/R	6-2	195	Chesapeake, Va./Western Branch
16	Allen Peake	Sr.	INF	R/R	6-4	245	Fredericksburg, Va./Stafford
17	Eric Johnson	Jr.	OF	R/R	6-2	200	Lonaconing, Md./Northern (Garrett College)
18	Pat Hendricks	Jr.	OF	R/R	6-0	200	New Milford, Conn./New Milford
19	Jonathon Houser	Fr.	OF	R/R	5-9	185	North Easton, Mass./Cardinal Spellman
20	Jonathon Sally	Fr.	LHP	L/L	5-9	135	Rockville, Md./Magruder
21	Spencer Barnard	So.	RHP	R/R	6-4	190	Bloomington, Md./Southern Garrett
22	Spencer Madsen	So.	LHP	L/L	5-10	165	Easton, Md./St. Michaels
24	Freddy Foshay	So.	RHP	R/R	5-11	175	Chesapeake, Va./Hickory
27	David Lanier	Fr.	INF	R/R	6-4	230	Laurel, Md./Atholton
28	Kyle Timme	Jr.	LHP	L/L	6-1	210	Pasadena, Md./Mount Joseph
31	Zack Lucas	Fr.	RHP	R/R	6-2	175	Annapolis, Md./Broadneck
33	Scott Eastment	So.	RHP	R/R	6-1	190	Fairfax, Va./Paul VI Catholic (Georgetown)
36	John Micklus	Sr.	OF	R/L	5-9	185	LaPlata, Md./McDonough
38	Kevin Collier	Fr.	RHP/INF	R/R	6-6	310	Charlottesville, Va./Western Albemarle
39	Mike Jester	Jr.	INF	R/R	6-1	185	Preston, Md./Colonel Richardson
44	Timothy Sutcliffe	Fr.	INF	R/R	6-3	200	Lansdale, Pa./Christopher Dock
46	Sean Adams	Fr.	RHP	R/R	6-3	180	Bel Air, Md./Bel Air
50	Kevin Williford	Fr.	LHP	L/L	6-1	210	Severna, Md./Old Mill
51	Andrew Speights	Sr.	OF	L/R	6-4	215	Stafford, Va./Brooke Point

Alphabetical Roster

NO.	NAME
46	Sean Adams
21	Spencer Barnard
6	Joe Clark
38	Kevin Collier
2	Trevor Conner
9	Joe Daddura
1	Andrew Derr
33	Scott Eastment
24	Freddy Foshay
15	Joe Garrity
18	Pat Hendricks
19	Jonathon Houser
39	Mike Jester
17	Eric Johnson
11	Jeff Kroboth
27	David Lanier
3	Andrew Lydon
31	Zack Lucas
34	Spencer Madsen
36	John Micklus
4	Brett Mitchell
10	Ben Oberman
16	Allen Peake
12	Andrew Sacks
20	Jonathon Sally
13	Lucas Streeter
51	Andrew Speights
44	Timothy Sutcliffe
28	Kyle Timme
50	Kevin Williford
5	Gary Wolfe

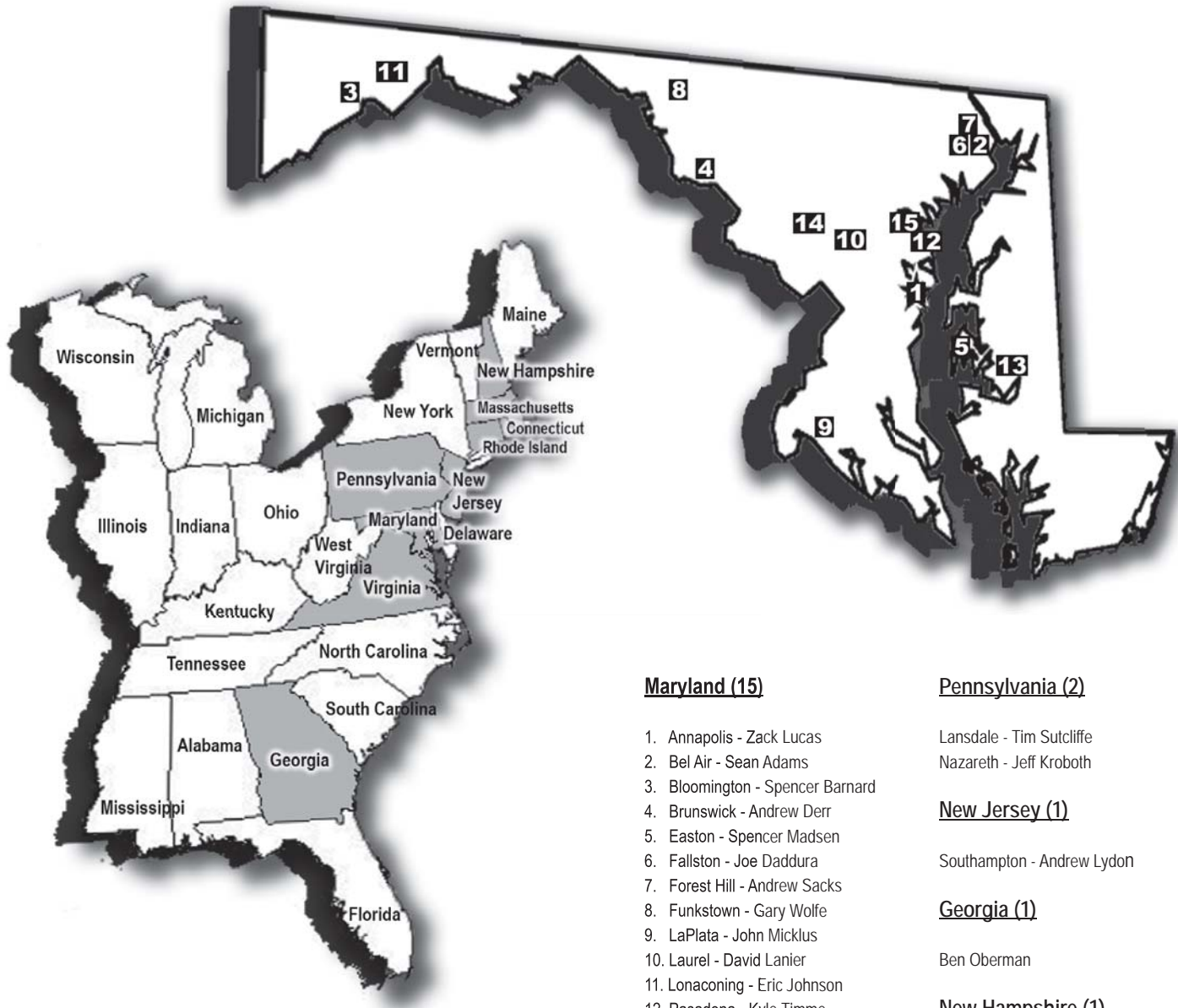

Coaches

23	Guy Robertson	Head Coach (1st Season)
25	Dan Sidorowicz	Assistant Coach (4th Season)
23	Bill Shields	Assistant Coach (3rd Season)
7	Corey Greene	Assistant Coach (1st Season)

Pronunciation Guide

Dan Sidorowicz	SI-DOR-o-witz
Andrew Speights	SPITES
Kyle Timme	TIM-ee
Jeff Kroboth	KRO-bawth
Joe Daddura	da-DUR-a
Andrew Lydon	LIE-don
John Micklus	MIK-lus
Freddy Foshay	FOE-shay
David Lanier	lan-EER





Maryland (15)

1. Annapolis - Zack Lucas
2. Bel Air - Sean Adams
3. Bloomington - Spencer Barnard
4. Brunswick - Andrew Derr
5. Easton - Spencer Madsen
6. Fallston - Joe Daddura
7. Forest Hill - Andrew Sacks
8. Funkstown - Gary Wolfe
9. LaPlata - John Micklus
10. Laurel - David Lanier
11. Lonaconing - Eric Johnson
12. Pasadena - Kyle Timme
13. Preston - Michael Jester
14. Rockville - Jonathon Sally
15. Severn - Kevin Williford

Pennsylvania (2)

- Lansdale - Tim Sutcliffe
- Nazareth - Jeff Kroboth

New Jersey (1)

- Southampton - Andrew Lydon

Georgia (1)

- Ben Oberman

New Hampshire (1)

- Litchfield - Lucas Streeter

Saudi Arabia (1)

- Dhahran - Trevor Conner

Connecticut (1)

- New Milford - Pat Hendricks

Massachusetts (1)

- North Easton - Jonathon Houser

Virginia (8)

- Charlottesville - Kevin Collier
- Chesapeake - Joe Garrity
- Chesapeake - Freddy Foshay
- Crozet - Joe Clark
- Fairfax - Scott Eastment
- Fredericksburg - Brett Mitchell
- Fredericksburg - Allen Peake
- Stafford - Andrew Speights



The Frostburg State baseball program begins a new era in 2008 under the instruction of first year head coach Guy Robertson. The Bobcats come into this season after a 2007 campaign where they finished 31-15 overall with their second-consecutive NCAA Tournament appearance. Coach Robertson looks to continue the FSU winning tradition which currently stands at 24-straight years with a winning season including four NCAA Tournament appearances, nine ECAC Tournament appearances, and six AMCC championships.

An experienced infield and pitching staff will be relied upon to carry FSU through the beginning of the season. The Bobcats will look upon their six seniors for leadership as they will have to replace five of the nine players named to the AMCC All-Conference Teams last spring.

Infielders

Senior **Allen Peake** (Fredericksburg, Va./Stafford) will anchor the infield and provide stability from his first base position having started in 128 games in his first three seasons. Peake is the lone First Team All-AMCC returner from 2007 and is regarded as a premier player in the AMCC, likely to compete for Player of the Year honors. He finished last season leading the conference with 11 homeruns and 358 putouts. Peake also will serve as one of three team captains this year. Peake is on the verge of many school records needing only nine home runs, 97 at-bats, three hit by pitches, and to play in 28 games to own the school records in the respected categories.

Junior **Joe Clark** (Crozet, Va./Western Albemarle) is coming off a breakout year in 2007 after starting in 35 games at second base and will be looked upon to be a staple of the middle infield. Last season Clark hit .348 and was a perfect 6-of-6 in stolen bases.

The other middle infield spot will be locked down by senior **Brett Mitchell** (Fredericksburg, Va./Stafford) at shortstop

who is the defensive leader of the team. A year ago Mitchell was fifth on the team with a .355 batting average and started in 42 of the teams 46 games. Mitchell looks to improve on last season where he was nominated to the All-AMCC Honorable Mention team and was one of the top defensive shortstops in the conference.

Third base is the deepest position around the infield and the only one where three players will have a shot at the starting position. The forerunner for the position is senior **Andrew Lydon** (Southampton, N.J./Lenape) who will be relied on to make strides this season. He presents the most well rounded package for the position after appearing in 12 games last season. Right behind Lydon stands junior **Michael Jester** (Preston, Md./Colonel Richardson) and freshman **Timothy Sutcliffe** (Lansdale, Pa./Christopher Dock) who both will compete for playing time at third base, with each possessing their own attributes to succeed at the position.

Senior **Joe Daddura** (Fallston, Md./Calvert Hall) will be the field general behind the plate. The pitchers have built a rapport with him and he is a solid defensive player after recording 108 putouts and no errors last season. Daddura also brings championship experience to the field having played on two conference championship teams. Junior

2008 Season Preview

Andrew Sacks (Forest Hill, Md./John Carroll) will backup Daddura behind the dish and receive playing time during double-headers throughout the season. Sacks provides a well rounded back-up at the position and will also see time in the designated hitter spot.

Freshman **David Lanier** (Laurel, Md./Atholton) will serve as the primary backup to Peake at first base after coming off surgery that has forced him to switch from pitcher. He is making great improvement in his switch to the offensive side of the ball and has great mechanics, which will put him as the first choice for the designated hitter position.

Freshman **Lucas Streeter** (Litchfield, N.H./Pinkerton Academy) has worked hard throughout the fall making improvements to his game and will serve as the primary backup for the middle infield positions.

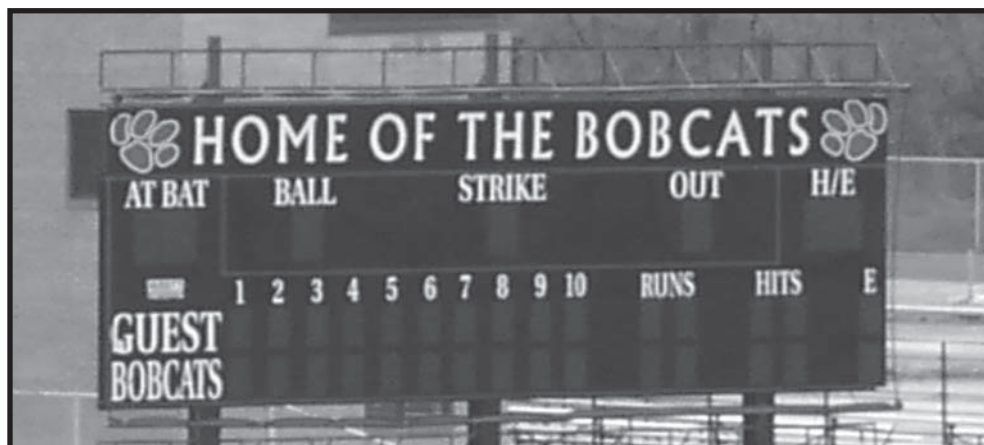
Outfield

The outfield positions offer the most depth of any position, but also have the least experience from the starters. Senior **Andrew Speights** (Stafford, Va./Brooke Point) will be the anchor of the outfield unit and the batting order at the three spot offering tremendous offensive power. He has the strongest left-handed bat on the team and has established himself as one of the conference's best hitters. Last season he was fourth on the team offensively hitting .360 and he led the team with 18 doubles. He also earned a spot on the All-AMCC Honorable Mention squad and looks to return to the All-AMCC First Team where he was honored in 2005. Speights will slug it out with classmate Peake as both are nearly equal in many offensive categories to own school records. Speights needs only 23 runs scored, 21 hits, 64 at bats, six doubles, and 100 total bases to own the school record in the respected categories.

Sophomores **Andrew Derr** (Brunswick, Md./Brunswick) and **Jeff Kroboth** (Nazareth, Pa./Nazareth Area) will battle with freshman **Jonathon Houser** (North Easton, Mass./Cardinal Spellman) to try and fill the huge void left by the departure of Bryan Burke who led the team in most offensive categories last season. All three will see good portions of time in the outfield with Derr and Polk (Fl.) Community College transfer Houser splitting time depending on pitching match-ups.

Freshman **Benjamin Oberman** (Loganville, Ga./Loganville) will see lots of playing time in the outfield and in the designated hitter position. He is a strong young athlete that comes to compete everyday. Robertson hopes he will continue to develop and become a mainstay in the outfield for the next four years.

Senior **John Micklus** (LaPlata, Md./McDonough) is





making the move to the outfield this season, due to shoulder problems, after coming out of the bullpen last year. Micklus is a great athlete and is the strongest player on the team so he will be expected to play a critical leadership role in the outfield.

Juniors **Patrick Hendricks** (New Milford, Conn./New Milford) and **Eric Johnson** (Lonaconing, Md./Northern) will both battle for time in left field. Hendricks has been a three year member of the team and Johnson is a transfer from nearby Garrett Community College.

Pitchers

A young staff will present a lot of questions for the FSU coaching staff, but the lack of experience does not overshadow their talent level. The Bobcats will have to replace Aaron Main and Bryan Burke who were two of the top pitchers in the AMCC and accounted for 145.1 of the 358 total innings pitched.

The young staff will be led All-AMCC Honorable Mention selection, **Scott Eastment** (Fairfax, Va./Paul IV Catholic). The sophomore will need to anchor the starting rotation and be relied upon as a weekend starter from the number two slot. Last season, Eastment finished 8-2 with a 5.61 ERA and tied for second on the team in strikeouts (37).

The projected rotation places freshman **Trevor Conner** (Dhahran, Saudi Arabia/Kent School) as the number one starter. The newcomer will see a tremendous amount of time on the mound and be looked upon to step up to the number one spot. Conner comes to FSU from Dhahran, Saudi Arabia and is a very polished pitcher with great mechanics and knowledge of the game.

Sophomore **Freddy Foshay** (Chesapeake, Va./Hickory) sits in the third spot in the rotation. Foshay makes his way to the mound after sitting out last season with a knee injury, which he has shown to be at 100 percent in preseason workouts. He made an impression on the coaches as the best pitcher in fall workouts and will be expected to continue to improve as a starter.

The final spot in the starting rotation will be held by junior **Kyle Timme** (Pasadena, Md./Mount Joseph) who brings experience and leadership to the pitching staff. He will be relied upon to serve as both a starter and reliever and will see more innings than he has seen in the last two seasons combined. Last season Timme appeared in eight games with opponents hitting only .276 against him.

Freshman **Zack Lucas** (Annapolis, Md./Broadneck) has shown a lot of improvement in the preseason and will be the first call from the bullpen with the possibility of working his way into the starting rotation.

The Bobcat pitching staff is deep with right-handed relievers as junior **Gary Wolfe** (Funkstown, Md./South Hagerstown), sophomores **Joe Garrity** (Chesapeake, Va./Western Branch) and **Spencer Barnard** (Bloomington, Md./Southern Garrett), freshmen **Kevin Collier** (Charlottesville, Va./Western Albemarle) and **Sean Adams** (Bel Air, Md./Bel Air) will all compete out of the bullpen for time on the mound.

The left-handers coming out of the bullpen for situational match-ups will be sophomore **Spencer Madsen** (Easton, Md./St. Michaels) and freshmen **Kevin Williford** (Severna, Md./Old Mill) and **Jonathon Sally** (Rockville, Md./Magruder).

The Schedule

Coach Robertson has put together what will be a challenging schedule for his 2008 team. The Bobcats will again be expected to contend for the AMCC Championship and a NCAA Tournament bid in 2008, but will face a tough road to achieve their goals. The team will have a bulls-eye on its back all season as the defending champions likely to see the best each team on the schedule has to offer.

FSU opens the season squaring off against perennial top competitors Methodist and Lynchburg in Fayetteville, N.C. The team then returns home for six-straight home games capped off by Christopher Newport who is picked to finish first in the USA South Conference preseason poll.

Conference play will open up against top contender Penn State Behrend on the road which should provide an early test for FSU as both teams are projected to battle for the championship.

Notable non-conference games include back-to-back games against regional contender Washington and Jefferson then a road game against NAIA scholarship school W.Va. Tech. The Bobcats then travel to USA South contender Shenandoah who finished last season at 27-15.

The season concludes with two tough conference games on the road against Medaille, who finished second in the AMCC in 2007, and four days later the Bobcats face off against Pitt-Greensburg which boasts 2007 AMCC Player of Year Matt Stanziano.

To reach our goals we have to approach every game with our best effort as one or two losses in the conference can be tough to overcome," said Robertson. "I expect the team at the end of the year to be in the hunt for the championship and a NCAA berth."

2008 D3baseball.com Preseason Poll

Rank	School (1st-Place Votes)	2007 Record
1	Cortland State (6)	42-7
2	Chapman (2)	41-8
3	Kean (10)	43-8
4	Wooster (5)	42-7
5	Emory	43-10
6	Wisc.-Stevens Point	34-17
7	Eastern Conn. State	38-12
8	Johns Hopkins	38-11
9	Carthage (1)	37-13
10	Marietta	32-17
11	Wisc.-Oshkosh	35-12
12	Pacific Lutheran	35-9
13	St Thomas (Minn.) (1)	30-11
14	College of New Jersey	34-11
15	Wheaton (Mass.)	34-13
16	Texas-Tyler	37-1
17	Texas Lutheran	37-10-1
18	Augustana	35-14
19	Illinois Wesleyan	32-13
20	Otterbein	32-13
21	Ithaca	27-15
22	Luther	31-11
23	Trinity (Conn)	30-8
24	Ferrum	27-18
25	Keene State	32-15

Others receiving votes and named on more than 1 ballot (listed alphabetically):

Averett, DeSales, Edgewood, George Fox, **Frostburg State**, Gwynedd-Mercy, Hampden Sydney, Keystone, Manhattanville, McMurry, Methodist, Millsaps, Montclair State, Mount St. Joseph, Ohio Wesleyan, Oneonta State, Pomona-Pitzer, RPI, Rhodes, Rowan, St. John Fisher, St. Joseph (Me.), St. Olaf, St. Scholastica, Salisbury, Southern Maine, Texas-Dallas, Transylvania, Wartburg, Washington (Mo.), Wisc.-Whitewater, York.

2008 Allegheny Mountain Collegiate Conference Preseason Poll

* Parenthesis notates order of regular season finish in 2007

Rank	School
1.	Penn State Behrend (4)
2.	Frostburg State (1)
3.	La Roche (1)
4.	Pitt-Bradford (5)
5.	Medaille (1)
6.	Pitt-Greensburg (6)
7.	Penn State Altoona (9)
8.	Mt. Aloysius (7)
9.	Lake Erie (8)
10.	Hilbert (10)



Joe Daddura

Sr. • C • 6-0 • 190
Fallston, Md. • Calvert Hall



2007: Appeared in 28 games with 18 starts ... Hit .214 in 60 at bats ... Had 13 hits, eight runs scored and 10 RBIs ... Hit lone homerun of the season in FSU's 15-2 win over St. Joseph's (3/11) ... Third on the team with 108 putouts and perfect 1.000 field percentage ... **2006:** Played in 34 games while making 27 starts ... Finished second on the team in putouts (172) and fifth in batting average (.309) ... Had 30 hits, 15 RBIs and scored 16 runs ... **2005:** Appeared in 14 games making four starts ... Recorded one homerun with three RBIs ... Also scored four runs ... **Prior to FSU:** Earned four varsity letters — two in baseball and two in volleyball — at Calvert Hall ... All-MIAA selection as a senior ... **Personal:** Son of Joseph and Rosalie Daddura ... Born January 18, 1986 ... Majoring in health and physical education.



Joe Daddura



Andrew Lydon

Sr. • INF/OF • 6-0 • 190
Southampton, N.J. • Lenape



2007: Appeared in 12 games, making three starts ... Had three hits, scored a pair of runs and knocked in four RBIs ... Had best game in FSU's 9-4 upset win over Washington & Jefferson; 2-for-4 with three RBIs, a run scored and a double ... **Prior to FSU:** Transfer from Burlington County College ... Earned five varsity letters at Southampton - three in baseball and two in basketball ... Earned Coaches Award in basketball in 2004 ... **Personal:** Son of Joe and Donna Lydon ... Born July 31, 1985 ... Majoring in physical education.



John Micklus

Sr. • OF • 5-9 • 165
La Plata, Md. • McDonough



2007: Posted a 1-1 record on the mound before suffering a season ending injury ... Appeared in three games with two starts ... Struckout 10 batters in 10.1 innings pitched and held opponents to a .129 batting average ... Posted only win with an 8-6 victory over No. 21 ranked Western New England in Port Charlotte, Fla., struckout seven in 6.0 innings of work ... **2006:** All-AMCC honorable mention selection ... Finished third in the conference in earned run average (2.32), fourth in opponent batting average (.228), strikeouts (74) and wins (7), fifth in saves (3) and seventh in innings pitched (66.0) ... Recorded two complete games ... Earned seventh and final win of the season in the NCAA Mid-Atlantic Regional with a 3-2 win over Gwynedd-Mercy ... Pitched all 9.0 innings, allowing 10 hits, two earned runs and struckout six ... **2005:** Made seven appearances recording seven strikeouts in five innings of work ... **Prior to FSU:** Earned five varsity letters — three in baseball and two in soccer — at McDonough ... First-team all-county as a junior and senior in baseball ... Second team All-SMAC baseball selection as a senior ... Honor Roll all four years ... Awarded Certificate of Merit his senior year ... **Personal:** Son of John and Dorothy Micklus ... Born February 19, 1986 ... Undecided on a major.



Brett Mitchell

Sr. • INF • 5-9 • 170
Fredericksburg, Va. • Stafford



2007: Played in 42 games with 40 starts ... Honorable Mention All-AMCC selection ... Second on the team in doubles (17), third in steals (5) and fourth in sacrifice bunts ... Fifth on the Bobcats in batting average (.35), runs scored (32), hits (49), runs scored (32), plate appearances (158) and at bats (138) ... Led FSU with 115 assists ... Recorded a .939 fielding percentage ... Had a season best against Hilbert (4/22); 4-for-4 with three RBIs and three runs scored with one homerun ... **2006:** Played in 38 games with 37 starts ... Hit .291 with 32 hits, 20 RBIs and 24 runs scored ... Had nine doubles, one triple and two homeruns ... Singled home Joe Daddura in the ninth inning for a 3-2 win over Gwynedd-Mercy in NCAA Mid-Atlantic Regional ... Scored game-winning run in the bottom of the ninth inning in the AMCC Championship to give FSU a 6-5 win over La Roche ... **2005:** Played in 29 games, starting nine ... Scored 11 runs, with six hits and four RBIs ... **Prior to FSU:** Earned four varsity letters in baseball at Stafford ... Named a pair of all-district selections as well as second-team all-region honors ... **Personal:** Son of Frank and Sue Mitchell ... Born November 7, 1985 ... Undecided on a major.



Mitchell • Hitting

Year	Avg.	GP	GS	AB	R	H	2B	3B	HR	RBI	BB	SO	SB-A
2005	.188	29	9	32	11	6	1	0	0	4	6	4	6-8
2006	.291	38	37	110	24	32	9	1	2	20	8	25	3-7
2007	.355	42	40	138	32	49	17	1	2	31	13	23	5-9
Totals	.311	109	86	280	67	87	28	2	4	55	27	52	14-24




Brett Mitchell


runs scored and a solo homerun during the NCAA Tournament, including a 3-for-4 effort with three RBIs and a run scored in the Bobcats 6-2 win over regional champion Montclair State ... **2005:** Second-Team All-Conference selection ... Started in all 42 FSU games ... Tied for second on the team with three homeruns ... Fifth on the team with 42 RBIs ... Hit .309 with 42 hits while scoring 28 runs ... Had two hits, two runs, three RBIs including a homerun in a Frostburg State 23-3 win over Lake Erie (4/16) ... **Prior to FSU:** Two-time All-Commonwealth selection ... All-district first baseman as a junior ... 2003-04 Academic Excellence Award and Presidential Academic Certificate ... **Personal:** Son of Allen and Cherie Peake ... Born July 28, 1986 ... Majoring in law and society.

Peake • Hitting


Year	Avg.	GP	GS	AB	R	H	2B	3B	HR	RBI	BB	SO	SB-A
2005	.309	42	42	136	28	42	6	0	3	27	9	22	3-4
2006	.281	42	40	128	23	36	8	0	7	29	13	25	3-3
2007	.317	46	46	161	39	51	13	0	11	57	20	22	0-1
Totals	.304	130	128	425	90	129	27	0	21	113	42	69	6-8




Allen Peake




Allen Peake
 Sr. • 1B • 6-4 • 195
 Fredericksburg, Va. • Stafford



2007: Named to 2007 Mid-Atlantic All-Region American Baseball Coaches Association All Star Team ... 2007 Eastern College Athletic Conference All-Stars ... First Team All-AMCC selection ... Appeared and started in all 46 games at first base ... Peake finished the season ranked 11th in NCAA Div. III in homeruns (11), 26th in homeruns per game (.24) and 27th in RBIs per game (1.24) ... Fourth in the AMCC in runs scored (39), sixth in hits (51) and seventh in the conference in slugging percentage (.602) ... Led the Bobcats in total RBIs (57) and finished third in total bases (97) and at bats (161), fourth in runs scored (39), hits (51) and walks (20) and fifth in slugging percentage (.602) ... In the NCAA Regionals against Gwynedd-Mercy, he was 1-for-4 with a homerun and a run scored ... Posted best game of the season in FSU's 18-3 win over Medaille in AMCC Tournament; went 4-for-6 with six RBIs, one run scored, a double and a homerun and 10 putouts ... **2006:** Second Team All-AMCC ... Named to Mid-Atlantic Regional All-Tournament Team ... Appeared in all 42 games, making 40 starts ... Second in the AMCC in homeruns (7) ... Led the team in RBIs (29) and putouts (319), was second in total bases (65), third in slugging percentage (.508), fourth in walks (13) and fifth in doubles (8) ... Had 36 hits, scored 23 runs and stole three bases ... Went 4-for-13 (.307) with four RBIs, three



Andrew Speights
 Sr. • OF • 6-3 • 195
 Stafford, Va. • Brooke Point





2007: Honorable-Mention All-AMCC team ... Appeared and started in 45 games ... Ranked 48th in the country in runs scored per game (1.20) ... Led the AMCC in runs scored (54), RBIs (57) and total plate appearances (201), second in doubles (18), third in hits (63), fourth in total bases (90) and eighth in walks (21) ... Led Frostburg

Slate in runs scored, doubles, at bats (175) and total plate appearances ... Second on the team in walks, third in hits and RBIs and fourth in batting average and total bases ... In the Bobcats' 13-7 win over Sewanee in Port Charlotte, Fla., he was 4-for-5 with three runs scored, three RBIs and three doubles ... **2006:** Named to Mid-Atlantic Regional All-Tournament Team ... Started in all 42 games ... Led the team in at bats (147) and walks (25) ... Second in runs (29), hits (45) and doubles (10), fifth in on base percentage (.408) and sixth on the team with a .306 batting average ... Went 7-for-15 (.467) during NCAA Regional with three runs, three RBIs and a double ... Had three hits including a double and one run scored in FSU's 3-2 win over Gwynedd-Mercy in NCAA Tournament ... **2005:** AMCC Newcomer of the Year ... All-AMCC first team honoree ... Second in the conference in RBIs (40), fifth in batting average (.390) hits (53) and total bases (74) ... Appeared in 38 games with 36 starts ... Second on the team in both doubles (11) and at bats (136), third in walks (16) ... Had five RBIs, two hits, two runs including one homerun in a 16-8 loss to Washington & Jefferson (4/14) ... **Prior to FSU:** Earned four varsity letters in baseball at Brooke Point ... All-Commonwealth District selection and team co-MVP as a senior ... *Free Lance Star* All-Area as a junior and senior ... Richmond Baseball Academy All-Showcase Team ... **Personal:** Son of Jeff and Tamra Speights ... Born September 24, 1985 ... Majoring in law and society.

Speights • Hitting


Year	Avg.	GP	GS	AB	R	H	2B	3B	HR	RBI	BB	SO	SB-A
2005	.390	38	36	136	24	53	11	2	2	40	16	19	8-10
2006	.291	38	37	110	24	32	9	1	2	20	8	25	3-7
2007	.360	45	45	175	54	63	18	0	3	37	21	15	3-4
Totals	.351	121	118	421	102	148	38	3	7	97	45	59	14-21







Joe Clark

Jr. • INF • 5-9 • 150
Crozet, Va. • Western Albemarle




2007: Played in 37 games with 35 starts ... Led FSU in sac bunts (9) and was second on the team in steals (6) ... Was sixth on the team with a .348 batting average ... Scored 29 runs and had 39 hits ... Recorded three doubles, one triple and one homerun and had 16 RBIs ... In FSU's 18-3 win over Medaille in the AMCC Tournament, Clark went 4-for-5 with two runs scored, one RBI and two stolen bases ... **2006:** Appeared in 15 games ... Recorded one hit and one RBI in five at bats ... Scored three runs and stolen a base ... **Prior to FSU:** Earned four varsity letters at Western Albemarle ... Named to the All-District team in 2003, 2004, and 2005 ... All-Central Virginia team in '03 ... Won the Warrior Award as a junior and senior ... Won Teachers Cadet Award in 2005 and English Award in 2002 ... **Personal:** Son of Buddy and Charlotte Clark ... Born September 7, 1986 ... Majoring in parks and recreation with a minor in coaching.







Scott Eastment

Jr. • P • 6-0 • 185
Warrenton, Va. • Paul VI




2007: Honorable Mention All-AMCC selection ... Led the AMCC in appearances (18), finished second in the conference in wins (8), innings pitched (78.2) and games started (13) ... Posted an overall record of 8-2 and a perfect 4-0 mark against the AMCC ... Earned a save against Old Westbury (3/4) ... Posted an overall ERA of 5.61 and a 3.95 ERA against the conference ... Tied for second on the team with 37 strikeouts ... **Prior to FSU:** Attended Division I Georgetown ... Earned four varsity baseball letters at Paul VI Catholic ... National Honors Society in 2004-2005 ... **Personal:** Son of George and Christine Eastment ... Born September 4, 1986 ... Undecided on a major.



Mike Jester


Jr. • INF • 5-11 • 170
Preston, Md. • Colonel Richardson



2007: Appeared in 10 games with two starts ... Had one hit and scored two runs ... **2006:** Appeared in seven games with one start ... Hit .286 in seven at bats with two hits, two runs, one RBI and one stolen base ... **Prior to FSU:** Earned seven varsity letters at Colonel Richardson ... **Personal:** Son of Robert and Dawn Jester ... Born February 12, 1987 ... Majoring in wildlife and fisheries.




Scott Eastment




Andrew Sacks

Jr. • C • 6-0 • 185
Forest Hill, Md. • John Carroll




2007: Played in six games with six at bats ... Scored four runs, had three hits, a double and an RBI ... Went 1-for-1 with an RBI and a run scored ... **2006:** Played in five games ... Hit .333 with one double, one RBI and one run scored ... **Prior to FSU:** Attended University of Maryland Baltimore County (UMBC) in 2005 ... All-County and All-MIAA selection while at John Carroll ... **Personal:** Son of Paul and Dawn Sacks ... Born December 12, 1985 ... Majoring in exercise science.



Pat Hendricks

Jr. • OF • 5-11 • 192
New Milford, Conn. • New Milford



2007: Appeared in eight games with a pair of starts ... Hit .200 in five at bats ... Had one hit, one run scored and a double ... Recorded his two RBIs against Pitt-Bradford (4/30) ... **2006:** Played in eight games for FSU ... Hit .571 with four hits in seven at bats ... Had three RBIs, scored two runs and had one double ... **Prior to FSU:** Earned six varsity letters — three in baseball and three in football — at New Milford ... **Personal:** Son of Steve and Cindy Hendricks ... Born September 11, 1986 ... Majoring in elementary education.



Kyle Timme

Jr. • P • 6-1 • 200
Pasadena, Md. • Mt. St. Joseph's



2007: Pitched in eight games with one start ... Earned a save after tossing 3.2 hitless innings against Richard Stockton (2/24) ... Pitched a total of 14.2 innings on the season ... Struckout nine and had a 6.14 ERA ... Tossed 3.0 innings, allowed three runs and struckout one against then No.1 ranked Otterbein in Port Charlotte, Fla. ... **2006:** Appeared in two games ... Tossed 4.0 innings with three strikeouts and 4.50 ERA ... **Prior to FSU:** Earned three varsity letters in baseball at Mt. St. Joseph's ... Preseason All-State Team as a senior ... **Personal:** Son of Bill and Terry Timme ... Born November 7, 1987 ... Majoring in business.



**Spencer
Barnard**

So. • P • 6-2 • 175
Bloomington, Md. • Bloomington



2007: Appeared in two games ... Pitched 1.1 innings giving up two hits and struck out two ... **Prior to FSU:** Earned two varsity letters at Southern Garrett in baseball ... R.B.I. Award and Dave Mayfield Sportsmanship Athlete of the Year as a senior ... **Personal:** Son of Paul and Ellen Barnard ... Born November 21, 1988 ... Majoring in chemistry.



**Andrew
Derr**

So. • C • 5-7 • 160
Brunswick, Md. • Brunswick



2007: Played in 35 games with 24 starts ... Hit .264 in 91 at bats ... Had 24 hits and scored 19 runs ... Knocked in 13 RBIs and stole 13 bases ... Against the AMCC, he hit .400 with eight hits and six RBIs in 20 at bats ... Hit 2-for-4 with two RBIs and a run scored against Hilbert (4/22) ... **Prior to FSU:** Earned six varsity letters at Brunswick ... All-Area baseball selection as a junior and senior ... All-News Post, Gazette and Conference honoree in 2006 ... National Honor Roll in 2006 ... **Personal:** Son of Colleen Derr ... Born July 20, 1988 ... Undecided on a major.



**Freddy
Foshay**

So. • P • 5-10 • 180
Chesapeake, Va. • Hickory



2007: Did not play due to injury ... 2006: Appeared in 12 games, making two starts ... Posted a 3-0 record including wins over Hamilton, Pitt-Greensburg and Penn State Altoona ... Struckout 15 batters in 24.0 innings of work ... Finished the season with a 4.12 ERA but a slinging 0.96 ERA in three conference appearances ... Against the AMCC he was 2-0 with nine strikeouts ... **Prior to FSU:** Earned two varsity letters in baseball at Hickory ... **Personal:** Jack and Ronda Foshay ... Born September 9, 1986 ... Majoring in physical education.




**Joe
Garrity**

So. • OF • 6-2 • 190
Chesapeake, Md. • Hickory



2007: Dual threat as both a hitter and pitcher ... Appeared in 10 games with six starts in the field ... Had two hits and one RBI in 17 at bats ... As a pitcher, he appeared in six games ... In 10.0 innings, he allowed 17 hits, walked two batters and struckout seven ... Earned a win over Shenandoah (4/19), pitched 3.2 innings, allowed three hits and struckout one ... **Prior to FSU:** Earned three varsity letters in baseball at Western Branch ... Named Defensive Most Valuable Player in high school ... National Honors Society in 2004-2005 & 2006 ... **Personal:** Son of Robbie and Paul Garrity ... Born July 14, 1988 ... Majoring in biology.



**Jeff
Kroboth**

So. • OF • 5-8 • 170
Nazareth, Pa. • Nazareth



2007: Appeared in 19 games and made four starts ... Hit .158 in 19 at bats ... Had three hits, a double, two runs scored and three RBIs ... Went 1-for-2 with two RBIs against Richard Stockton (2/24) ... **Prior to FSU:** Earned six varsity letters — three in both baseball and football — at Nazareth ... Honor Roll student 2005-2006 ... Who's Who Among National high school students in 2005... **Personal:** Son of Ron and Denise Kroboth ... Born November 13, 1987 ... Majoring in physical education.





**Spencer
Madsen**

So. • P • 6-2 • 180
Bozman, Md. • St. Michaels




2007: Did not see action ... **Prior to FSU:** Earned seven varsity letters at St. Michaels - four in baseball and three in soccer... **Personal:** Son of Roy and Darlene Madsen ... Born October 22, 1988 ... Majoring in physical education with a minor in coaching.

Sean Adams

Fr. • P • 6-3 • 180
Bel Air, Md. • Bel Air



Prior to FSU: Second Team All-County Baseball in 2007 ... First Team All-County Volleyball in 2007 ... Earned five letters at Bel Air - three in volleyball and two in baseball) ... **Personal:** Born on August 27, 1989 ... Son of David and Monica Adams ... Majoring in health and physical education.



Eric Johnson

Jr. • OF/C • 6-2 • 200
Lonaconing, Md. • Northern



Prior to FSU: Transfer from Garrett College ... Big Stick Award in 2004 and 2005 ... Named to Team Maryland Top 40 in 2005 ... Baseball All-Area in 2005 ... All-WMIL in 2004 and 2005 ... Football All-Area in 2005 ... All-WMIL in Football in 2004 and 2005 ... Earned seven letters at Northern - two in baseball, two in football and three in basketball ... **Personal:** Born on April 26, 1987 ... Son of Kevin and Mary Johnson ... Majoring in marketing




Kevin Collier

Fr. • P/1B • 6-6 • 310
Charlottesville, Va. • Western Albemarle




Prior to FSU: First Team All-District and All-Region in 2007 ... 2007 Honorable Mention All-State ... First Team All-State, All-Region and All-District as a junior in 2006 ... Earned three letters in baseball at Western Albemarle ... **Personal:** Born on September 11, 1989 ... Son of Sonny and Diane Collier ... Undecided on major.



Dave Lanier

Fr. • P/1B • 6-4 • 230
Laurel, Md. • Atholton



Prior to FSU: First Team All-County Coaches Poll ... Academic Honor Roll 2003-2006 ... **Personal:** Born on September 21, 1988 ... Son of Danny and Lois Lanier ... Undecided on major.



Trevor Conner

Fr. • P • 5-11 • 165
Dhahran, Saudi Arabia • Kent School



Prior to FSU: Played baseball in Saudi Arabia ... Team Hitting Award for highest batting average in 2007 ... All-League Award in 2006 and 2007 ... Team MVP in 2007 ... **Personal:** Born on January 10, 1989 ... Son of William and Cory Conner ... Majoring in chemical engineering.




Zack Lucas

Fr. • P • 6-2 • 175
Annapolis, Md. • Broadneck




Prior to FSU: All-County Selection in 2007 ... Cy Young Award in 2004 and 2007 ... Earned four letters in baseball at Broadneck ... **Personal:** Born on September 23, 1989 ... Son of Jerry Lucas and Beth Lamp ... Majoring in exercise and sports science.



Jon Houser

Fr. • P/1B • 5-9 • 185
N. Easton, Mass. • Cardinal Spellman



Prior to FSU: Central Catholic All-Star 2005-2007 ... Under Armour Baseball Factory All-American ... Earned seven letters at Cardinal Spellman - four in baseball and three in football ... Attended Polk Community College - Fall 2007 ... **Personal:** Born on June 6, 1988 ... Son of Jay and Lisa Houser ... Majoring in computer science.





Ben Oberman

Fr. • OF • 6-3 • 225
Loganville, Ga. • Loganville




Prior to FSU: Baseball team captain in 2007 ... All-Region Selection in 2006 and 2007 ... All-County in Football 2006 and 2007 ... Academic Honor Roll ... **Personal:** Born on August 1, 1989 ... Son of Stuart and JoAnne Oberman ... Undecided on major.



Jon Sally

Fr. • P • 5-9 • 135
Rockville, Md. • Magruder



Prior to FSU: All-County Selection in 2007 ... Earned three letters in baseball at Magruder High School ... Academic Honor Roll 2003-2007 ... **Personal:** Born May 31, 1989 ... Son of Mike and Lisa Sally ... Majoring in business.



Lucas Streeter

Fr. • INF • 5-7 • 185
Litchfield, N.H. • Pinkerton Aca.



Prior to FSU: 2007 Baseball Coaches Award winner ... Third Team All-State in 2007 ... Earned three letters in baseball at Pinkerton Academy ... **Personal:** Born on April 24, 1988 ... Son of Phil and Mary Streeter ... Undecided on major



Tim Sutcliffe

Fr. • 3B • 6-3 • 200
Lansdale, Pa. • Christopher Dock



Prior to FSU: First Team All-League in 2006 and 2007 ... Team MVP in 2007 ... Set team record for RBI's in a single season in 2006 with 51 ... All-State in 2006 ... Received 2007 Career Outstanding Athletic Achievement Award ... Earned four letters at Christopher Dock - three in baseball and one in basketball ... Academic Honor Roll 2004-2007 ... National Honor Society ... Graduated with Magna Cum Laude honors ... **Personal:** Born on December 1, 1988 ... Son of Phil and Barb Sutcliffe ... Majoring in health and physical education.




Kevin Williford

Fr. • P • 6-1 • 210
Severn, Md. • Old Mill




Prior to FSU: Earned six letters at Old Mill - three in track & field, one in cross country and two in baseball ... 2007 First Place in County Relays (track) ... 2007 Baseball Scholar Athlete ... **Personal:** Born on April 26, 1989 ... Son of Harold and Cheryl Williford ... Majoring in business administration.



Gary Wolfe

Jr. • P • 5-6 • 180
Funkstown, Md. • South Hagerstown



Prior to FSU: Transfer from Frederick Community College ... Won baseball state championship in 2003 ... Earned five letters at South Hagerstown - three in football and two in baseball ... **Personal:** Born on March 1, 1986 ... Son of Gary and Brenda Wolfe ... Majoring in business.



**2007 NCAA® DIVISION III
BASEBALL
CHAMPIONSHIP**

Fox Cities Stadium
Appleton, Wisconsin
University of Wisconsin, Oshkosh
and Lawrence University, hosts
May 25-29

NCAA

BASEBALL

www.NCAA sports.com

2007 NCAA Baseball Mid-Atlantic Regional

Bear Stadium, Boyertown, Pa. • May 16-20, 2007
Hosted by Alvernia College & the Pennsylvania Athletic Conference

2007 Mid-Atlantic Regional All-Tournament Team

- | | | |
|------------------------|--------------------------|---------------------------|
| P - Colin Feneis, Kean | 1B - Aaron Richard, Kean | OF - Mike Donahue, Etown |
| P - Brian Buddie, JHU | 2B - Ian Christie, JHU | OF - Eric Ammirata, Kean |
| P - Matt Daley - GMC | 3B - Tim McMenamin, GMC | OF - Dan Mattonelli, Kean |
| C - Gerald Haran, TCNJ | SS - Jonas Fester, JHU | |

Teams

Seed	Team	Record
No. 1	Kean	39-8
No. 2	TCNJ	34-11
No. 3	Johns Hopkins	38-11
No. 4	Gwynedd-Mercy	32-12
No. 5	Frostburg State	31-15
No. 6	Elizabethtown	23-18
No. 7	Wilkes	24-12

FSU in the Mid-Atlantic Regional

Gwynedd-Mercy 5, Frostburg State 3

FSU	0 0 0	1 0 1	0 0 1	0 -	3 1 1	1
GMC	0 2 0	0 1 0	0 0 0	2 -	5 6 4	

WP: Reynolds (5-2) LP: Holmes (4-1)

HR: Webb (FSU); Peake (FSU) SB: Bengston (GMC), Corkery, C. (GMC)

Tim McMenamin hit a two-out walk-off homerun in the 10th inning to propel Gwynedd-Mercy to a 5-3 win over Frostburg State. Allen Peake and Ryan Webb each hit a homerun in the loss for the Bobcats.

Kean 7, Frostburg State 0

Frostburg State	0 0 0	0 0 0	0 0 0	-	0 5 0
Kean	2 0 2	2 1 0	0 0 X	-	7 1 0

WP: Zeffiro (8-1) LP: Eastment (8-2)

2B: Burke (FSU) 3B: DeLaRosa (Kean) HR: Mattonelli; Gianakas; Nolan

Daniel Zeffiro tossed a complete-game shutout as top-seeded and eventual National Champion Kean eliminated FSU from the fourth game of the NCAA Regionals. Brian Burke led the Bobcats with two hits.



Wednesday, May 16

Game 1 GMC 5-3 (10)
Frostburg State vs. Gwynedd-Mercy

Game 2 JHU 5-4
Elizabethtown vs. Johns Hopkins

Game 3 TCNJ 6-1
Wilkes vs. TCNJ

Thursday, May 17

Game 4 Kean 7-0
Frostburg State vs. Kean

Game 5 Etown 4-2
Elizabethtown vs. Wilkes

Game 6 JHU 8-6
TCNJ vs. Johns Hopkins

Game 7 Kean 13-9
Kean vs. Gwynedd-Mercy

Friday, May 18

Game 8 TCNJ 3-1
TCNJ vs. Elizabethtown

Game 9 Kean 6-4
Johns Hopkins vs. Kean

Game 10 GMC 9-6
TCNJ vs. Gwynedd-Mercy

Game 11 JHU 3-1 (10)
Johns Hopkins vs. Gwynedd-Mercy

Saturday, May 19

Game 12 Kean 5-4 (10)
Johns Hopkins vs. Kean



2007 NCAA REGIONAL

Batting Statistics

Player	AVG	GP-GS	AB	R	H	2B	3B	HR	RBI	TB	SLG%	BB	HBP	SO	GDP	OB%	SF	SH	SB-ATT
Bryan Burke	.426	42-42	155	44	66	16	6	3	34	103	.665	26	0	24	0	.503	2	3	27-31
Ryan Webb	.400	36-32	105	30	42	13	0	8	31	79	.752	21	2	13	3	.504	1	3	0-2
Mike Gitzen	.383	46-42	167	52	64	14	3	9	46	111	.665	17	9	19	1	.462	2	0	3-4
Andrew Speights	.360	45-45	175	54	63	18	0	3	37	90	.514	21	0	15	3	.420	4	1	3-4
Brett Mitchell	.355	42-40	138	32	49	17	1	2	31	74	.536	13	3	23	2	.422	0	4	5-9
Joe Clark	.348	37-35	112	29	39	3	1	1	16	47	.420	14	2	14	0	.430	0	9	6-6
Allen Peake	.317	46-46	161	39	51	13	0	11	57	97	.602	20	5	22	1	.404	2	2	0-1
Art Barone	.299	37-30	97	19	29	8	0	2	11	43	.443	18	4	22	2	.425	1	1	0-1
Todd Holmes	.287	36-29	94	21	27	8	0	5	20	50	.532	12	1	33	1	.367	2	3	0-0
Andrew Derr	.264	35-24	91	19	24	1	0	0	13	25	.275	14	1	10	2	.364	1	5	3-4
Joe Daddura	.217	28-18	60	8	13	2	0	1	10	18	.300	6	2	9	0	.309	0	2	0-1

(Minimum of 50 at-bats)

Andrew Sacks	.500	6-0	6	4	3	1	0	0	1	4	.667	0	0	2	0	.500	0	0	0-0
Andrew Lydon	.231	12-3	13	2	3	1	0	0	4	4	.308	1	0	3	0	.286	0	0	0-0
Bryan Short	.214	6-5	14	1	3	0	0	0	0	3	.214	0	1	0	0	.267	0	3	1-1
Pat Hendricks	.200	8-2	5	1	1	1	0	0	2	2	.400	2	0	3	0	.429	0	0	0-0
Dustin Douglas	.192	13-7	26	2	5	0	0	0	0	5	.192	2	1	8	0	.276	0	0	0-0
Jeff Kroboth	.158	19-4	19	2	3	1	0	0	3	4	.211	2	0	5	0	.238	0	0	0-1
Joe Garrity	.118	10-6	17	2	2	0	0	0	1	2	.118	2	1	5	0	.250	0	0	0-0
Mike Jester	.091	10-2	11	2	1	0	0	0	0	1	.091	1	0	4	1	.167	0	0	0-0
Dustin Crigger	.000	1-0	1	0	0	0	0	0	0	0	.000	0	0	0	0	.000	0	0	0-0
Spencer Barnard	.000	1-0	0	0	0	0	0	0	0	0	.000	0	0	0	0	.000	0	0	0-0
Scott Eastment	.000	2-1	0	0	0	0	0	0	0	0	.000	0	1	0	0	1.000	0	0	0-0
Kyle Timme	.000	1-0	0	0	0	0	0	0	0	0	.000	0	0	0	0	.000	0	0	0-0

Totals	.333	46-46	1467	353	488	117	11	45	317	762	.519	192	33	234	16	.418	15	36	48-65
Opponents	.295	46-46	1415	214	418	85	8	11	193	552	.390	126	44	239	26	.368	14	25	59-76

LOB - Team (335), Opp (333). DPs turned - Team (36), Opp (29). IBB - Team (6), Peake 2, Gitzen 1, Burke 1, Holmes 1, Speights 1, Opp (6). Picked off - Short 1, Mitchell 1, Clark 1, Derr 1, Holmes 1, Burke 1, Daddura 1.

Pitching Statistics


Player	ERA	W-L	G-GS	CG	SHO-CBO	SV	IP	H	R	ER	BB	SO	2B	3B	HR	AB	B/Avg	WP	HBP	BK	SFA-SHA
Aaron Main	2.84	9-2	16-15	8	0-0	0	95.0	114	44	30	25	78	23	2	2	381	.299	5	5	1	1-5
Todd Holmes	3.38	4-1	9-3	1	1-0	0	32.0	34	13	12	8	23	7	2	1	126	.270	1	4	0	2-3
Bryan Burke	3.75	3-5	16-6	1	0-1	1	50.1	47	28	21	23	37	8	3	0	189	.249	2	5	1	2-2
Rob Mathias	4.10	4-0	7-3	1	0-0	0	26.1	36	14	12	8	21	8	0	1	106	.340	1	2	0	1-1
Scott Eastment	5.61	8-2	18-13	2	0-0	1	78.2	101	56	49	18	37	19	1	4	317	.319	2	10	1	4-7

(Minimum of 20 innings pitched)

John Micklus	0.00	1-1	3-2	0	0-0	0	10.1	4	2	0	5	10	0	0	0	31	.129	0	2	0	0-0
Dan Greer	0.00	0-0	1-0	0	0-0	0	1.0	0	0	0	1	0	0	0	0	2	.000	0	0	0	0-0
Paul Sinclair	0.00	0-0	1-0	0	0-0	0	1.0	0	0	0	0	1	0	0	0	3	.000	1	4	0	1-0
Zach Brathwaite	2.37	1-0	7-1	0	0-0	0	19.0	21	6	5	9	2	7	0	1	74	.284	1	4	0	1-0
Ryan Webb	4.50	0-0	3-0	0	0-0	0	6.0	1	3	3	2	4	0	0	0	18	.056	2	2	0	2-1
Kyle Timme	6.14	0-1	8-1	0	0-0	1	14.2	16	13	10	8	9	5	0	1	58	.276	1	2	0	1-2
Frank Sutton	7.45	0-2	6-1	0	0-0	0	9.2	21	13	8	6	6	4	0	0	49	.429	1	3	0	0-1
Joe Garrity	8.10	1-1	6-0	0	0-1	0	10.0	17	9	9	2	7	2	0	0	42	.405	2	0	0	0-3
Spencer Barnard	20.25	0-0	2-0	0	0-0	0	1.1	2	4	3	5	2	1	0	0	8	.250	2	1	0	0-0
Calvin Lewis	21.60	0-0	3-1	0	0-0	0	3.1	4	9	8	6	1	1	0	1	13	.308	1	5	0	0-0

Totals	4.27	31-15	46/46	13	2-1	3	358.2	418	214	170	126	238	85	8	11	1417	.295	21	45	3	14-25
Opponents	7.16	15-31	46-46	9	3-1	4	350.2	486	363	279	191	236	116	11	45	1473	.330	28	39	10	15-36

PB - Team (9), Daddura 7, Webb 2, Opp (18). Pickoffs - Team (12), Main 5, Micklus 3, Burke 2, Holmes 1, Webb 1, Opp (7). SBA/ATT - Webb (31-40), Daddura (29-33), Eastment (17-20), Main (14-20), Burke (8-10), Mathias (5-6), Garrity (2-5), Sutton (5-5), Micklus (1-2), Holmes (2-2), Brathwaite (1-2), Timme (2-2), Lewis (1-1).



AMCC Batting Statistics

Player	AVG	GP-GS	AB	R	H	2B	3B	HR	RBI	TB	SLG%	BB	HBP	SO	GDP	OB%	SF	SH	SB-ATT
Ryan Webb	.420	18-17	50	18	21	6	0	6	20	45	.900	10	1	4	2	.516	1	1	0-0
Mike Gitzen	.406	18-18	64	21	26	5	2	4	28	47	.734	9	1	8	1	.474	2	0	2-2
Joe Clark	.400	15-14	45	15	18	0	0	0	5	18	.400	6	0	3	0	.471	0	1	3-3
Brett Mitchell	.390	18-18	59	17	23	9	0	1	11	35	.593	6	1	9	1	.455	0	0	2-3
Bryan Burke	.381	18-18	63	24	24	6	2	1	14	37	.587	12	0	8	0	.474	1	1	11-12
Todd Holmes	.378	13-11	37	11	14	5	0	3	12	28	.757	4	1	9	0	.442	1	0	0-0
Andrew Speights	.359	18-18	64	27	23	6	0	2	17	35	.547	8	0	8	0	.408	4	0	1-2
Allen Peake	.328	18-18	61	13	20	3	0	4	20	35	.574	6	1	9	0	.391	1	1	0-1
Art Barone	.161	13-11	31	5	5	1	0	0	3	6	.194	8	0	10	0	.333	0	0	0-0
(Minimum of 25 at-bats)																			
Andrew Derr	.400	9-6	20	6	8	0	0	0	6	8	.400	4	0	2	1	.480	1	1	0-0
Pat Hendricks	.333	3-0	3	0	1	1	0	0	2	2	.667	1	0	1	0	.500	0	0	0-0
Jeff Kroboth	.250	6-1	4	1	1	1	0	0	0	2	.500	1	0	3	0	.400	0	0	0-0
Joe Garrity	.200	6-3	10	2	2	0	0	0	1	2	.200	2	1	1	0	.385	0	0	0-0
Andrew Lydon	.200	3-0	5	0	1	0	0	0	1	1	.200	0	0	1	0	.200	0	0	0-0
Joe Daddura	.150	10-5	20	2	3	1	0	0	2	4	.200	2	0	2	0	.227	0	0	0-0
Dustin Douglas	.000	4-2	7	1	0	0	0	0	0	0	.000	1	1	2	0	.222	0	0	0-0
Mike Jester	.000	4-0	4	0	0	0	0	0	0	0	.000	0	0	2	0	.000	0	0	0-0
Spencer Barnard	.000	1-0	0	0	0	0	0	0	0	0	.000	0	0	0	0	.000	0	0	0-0
Kyle Timme	.000	1-0	0	0	0	0	0	0	0	0	.000	0	0	0	0	.000	0	0	0-0
Scott Eastment	.000	1-1	0	0	0	0	0	0	0	0	.000	0	0	0	0	.000	0	0	0-0
Totals	.349	18-18	550	166	192	45	4	21	143	308	.560	80	7	82	5	.431	11	5	19-23
Opponents	.271	18-18	505	66	137	33	0	2	58	176	.349	41	17	96	9	.343	6	9	14-19

LOB - Team (119), Opp (120). DPs turned - Team (15), Opp (11). IBB - Team (1), Peake 1, Opp (1). Picked off - Holmes 1, Mitchell 1.

AMCC Pitching Statistics

Player	ERA	W-L	G-GS	CG	SHO-CBO	SV	IP	H	R	ER	BB	SO	2B	3B	HR	AB	B/Avg	WP	HBP	BK	SFA-SHA
Todd Holmes	2.20	3-0	3-3	1	1-0	0	16.1	15	4	4	3	9	4	0	0	62	.242	0	1	0	1-2
Bryan Burke	2.21	1-3	4-2	1	0-1	0	20.1	16	8	5	10	16	3	0	0	71	.225	1	2	0	1-2
Aaron Main	3.72	5-0	6-6	4	0-0	0	36.1	46	19	15	12	34	11	0	1	147	.313	2	3	1	0-1
Scott Eastment	3.95	4-0	7-7	2	0-0	0	41.0	42	24	18	8	24	11	0	1	161	.261	2	6	1	2-1
(Minimum of 10 innings pitched)																					
Joe Garrity	0.00	0-0	2-0	0	0-1	0	2.0	1	0	0	0	2	0	0	0	7	.143	0	0	0	0-1
Frank Sutton	0.00	0-1	1-0	0	0-0	0	1.0	3	2	0	1	0	0	0	0	6	.500	0	1	0	0-0
Zach Brathwaite	2.70	0-0	2-0	0	0-0	0	3.1	5	1	1	1	2	2	0	0	15	.333	1	1	0	0-0
Ryan Webb	4.50	0-0	3-0	0	0-0	0	6.0	1	3	3	2	4	0	0	0	18	.056	2	2	0	2-1
Kyle Timme	5.40	0-1	3-0	0	0-0	0	3.1	6	2	2	2	3	1	0	0	15	.400	0	1	0	0-1
Spencer Barnard	40.50	1-0	1-0	0	0-0	0	0.2	2	3	3	2	1	1	0	0	5	.400	0	1	0	0-0

PB - Team (2), Daddura 2, Opp (4). Pickoffs - Team (1), Holmes 1, Opp (2). SBA/ATT - Webb (9-13), Main (3-7), Eastment (6-6), Daddura (6-6), Burke (2-3), Sutton (1-1), Holmes (1-1)

FSU Inning-by-Inning Summary

	1	2	3	4	5	6	7	8	9	Extra	Total
Frostburg State	55	46	64	39	65	49	16	17	8	4	363
Opponents	25	26	30	31	20	24	24	14	15	5	214

Win-Loss Summary

	W	L	Pct
Total	31	15	.674
Conference	13	5	.722
Non-Conference	18	10	.642
Home	9	4	.692
Away	11	6	.647
Neutral	11	5	.688
Day	31	15	.674
Night	0	0	.000
vs. Left	8	2	.800
vs. Right	23	13	.638
1-Run Games	7	5	.583
2-Run Games	2	6	.250
5+Run Games	18	3	.857
Extra Innings	3	3	.500
Shutouts	2	3	.400



2007 GAME-BY-GAME RESULTS

Overall: 31-15

AMCC: 13-5

Home: 10-3

Away: 16-8

Neutral: 5-4

Date	Opponent	W/L	Score	Pitcher (Record)	Date	Opponent	W/L	Score	Pitcher (Record)
Feb. 11	at NC Wesleyan	L	0-2	Micklus (0-1)	Apr. 19	Shenandoah	W	6-5	Garrity (1-1)
Feb. 11	at NC Wesleyan	L	0-3	Main (0-1)	Apr. 21	Medaille *	W	13-2	Main (5-2)
Feb. 17	at Greensboro	L	3-9	Main (0-2)	Apr. 21	Medaille*	L	4-6	Burke (3-4)
Feb. 17	at Greensboro	L	1-10	Eastment (0-1)	Apr. 22	at Hilbert *	W	13-5	Eastment (4-1)
Feb. 18	at Greensboro	W	7-5	Burke (1-0)	Apr. 22	at Hilbert*	W	16-1	Holmes (2-0)
Feb. 23	Waynesburg !	W	5-1	Eastment (1-1)	Apr. 27	at Mount Aloysius *	W	4-3	Main (6-2)
Feb. 24	Richard Stockton !	W	9-8	Mathias (1-0)	Apr. 27	at Mount Aloysius*	W	10-3	Eastment (5-1)
Mar. 3	Old Westbury @	W	7-1	Main (1-2)	Apr. 29	Pitt-Greensburg *	L	1-2	Burke (3-5)
Mar. 3	Old Westbury @	W	10-9 (10 inn)	Burke (2-0)	Apr. 29	Pitt-Greensburg *	W	6-0	Holmes (3-0)
Mar. 4	Old Westbury @	W	8-5	Mathias (2-0)	Apr. 30	Pitt-Bradford *	W	24-3	Main (7-2)
Mar. 10	St. Joseph's (N.Y.) ^^	W	2-1	Main (2-2)	Apr. 30	Pitt-Bradford *	W	14-5	Eastment (6-1)
Mar. 10	St. Joseph's (N.Y.) ^^	L	4-6	Burke (2-1)	May 5	Pitt-Greensburg *	W	4-3	Main (8-2)
Mar. 11	St. Joseph's (N.Y.) ^^	W	8-2	Mathias (3-0)	May 5	Pitt-Greensburg *	W	13-8	Eastment (7-1)
Mar. 11	St. Joseph's (N.Y.) ^^	W	15-2	Eastment (2-1)	May 8	at Washington & Jefferson	W	9-4	Braithwaite (1-0)
Mar. 14	at Eastern Mennonite	L	3-4	Sutton (0-1)	May 11	Medaille %	W	18-3	Main (9-2)
Mar. 17	Massachusetts College &	L	5-6	Burke (2-2)	May 12	La Roche %	W	12-8	Holmes (4-0)
Mar. 18	Western New England &	W	8-6	Micklus (1-1)	May 13	La Roche ^	W	16-8	Eastment (8-1)
Mar. 19	Sewanee &	W	13-7	Mathias (4-0)	May 16	Gwynedd-Mercy \$	L	3-5	Holmes (4-1)
Mar. 21	Otterbein &	L	8-10	Garrity (0-1)	May 17	Kean \$	L	0-7	Eastment (8-2)
Mar. 26	Penn State Behrend *	W	11-4	Main (3-2)					
Mar. 26	Penn State Behrend *	W	2-1	Eastment (3-1)					
Mar. 31	at Lake Erie *	W	5-1	Main (4-2)					
Mar. 31	at Lake Erie *	L	6-7 (11 inn)	Timme (0-1)					
Apr. 3	at Penn State Altoona *	W	12-0	Burke (3-2)					
Apr. 3	at Penn State Altoona *	W	9-4	Holmes (1-0)					
Apr. 13	La Roche *	L	8-9	Burke (3-3)					
Apr. 13	La Roche *	L	8-10	Sutton (0-2)					

Homes Games in Bold

* Allegheny Mountain Collegiate Conference games

! - Hampden Sydney Tournament

^^ - at Stafford, Va.

@ - at Virginia Sports Complex

& - Port Charlotte, Florida

% - AMCC Tournament at La Roche College (Pittsburgh, Pa.)

^ - AMCC Championship Game

\$ - NCAA Tournament



Team Game Highs

Batting

At Bats:	50	vs Medaille (May 11, 2007)
Runs Scored:	24	vs Pitt-Bradford (Apr. 30, 2007)
Hits:	24	vs Pitt-Bradford (Apr. 30, 2007)
RBIs:	23	vs Pitt-Bradford (Apr. 30, 2007)
Doubles:	7	vs La Roche - 2 games - (May 12 & 13, 2007)
Triples:	2	vs Mount Aloysius (Apr. 27, 2007)
	2	vs Pitt-Bradford (Apr. 30, 2007)
	2	vs La Roche (May 12, 2007)
Home Runs:	4	vs Medaille (Apr. 21, 2007)
	4	vs Hilbert (Apr. 22, 2007)
Total Bases:	41	vs Medaille (May 11, 2007)
Walks:	15	vs Penn State Behrend (Mar. 26, 2007)
Strikeouts:	11	vs La Roche (May 11, 2007)
Sac Flies:	3	vs Greensboro (Feb. 18, 2007)
	3	vs Shenandoah (Apr. 19, 2007)
Stolen Bases:	4	vs Lake Erie (Mar. 31, 2007)
	4	vs Medaille (Apr. 21, 2007)
	4	vs Medaille (May 11, 2007)
Hit by Pitch:	4	vs Medaille (May 11, 2007)
Caught Stealing:	2	vs Mount Aloysius (Apr. 27, 2007)
	2	vs Mass. College of Liberal Arts (Mar. 17, 2007)
Runners LOB:	16	vs Medaille (May 11, 2007)
Hit into DP:	2	vs Kean (May 17, 2007)

Fielding

Putouts:	33	vs Shenandoah (Apr. 19, 2007)
Assists:	19	vs Shenandoah (Apr. 19, 2007)
Errors:	4	vs Greensboro (Feb. 17, 2007)
Passed Balls:	2	Old Westbury (Mar. 4, 2007)
DPs Turned:	2	(6 games)

Pitching

Innings pitched:	11.0	vs Shenandoah (Apr. 19, 2007)
Strikeouts:	12	vs St. Joseph's (Mar. 10, 2007)
Hits Allowed:	18	vs La Roche (May 13, 2007)
Hit Batters:	3	vs Eastern Mennonite (Mar. 14, 2007)
	3	vs La Roche (Apr. 13, 2007)
	3	vs Mount Aloysius (Apr. 27, 2007)

Batting Leaders

Batting Average	Doubles
Bryan Burke426	Andrew Speights18
Ryan Webb400	Brett Mitchell17
Mike Gitzen383	Bryan Burke16

Slugging Percentage	Triples
Ryan Webb752	Bryan Burke6
Mike Gitzen665	Mike Gitzen3
Bryan Burke665	Brett Mitchell1
	Joe Clark1

On Base Percentage	Home Runs
Ryan Webb504	Allen Peake11
Bryan Burke503	Mike Gitzen9
Allen Peake462	Ryan Webb8

Runs Scored	Total Bases
Andrew Speights54	Mike Gitzen111
Mike Gitzen52	Bryan Burke103
Bryan Burke44	Allen Peake97

Hits	Walks
Bryan Burkes66	Bryan Burke26
Mike Gitzen64	Ryan Webb21
Andrew Speights63	Andrew Speights21

Runs Batted In	Stolen Bases
Allen Peake57	Bryan Burke27
Mike Gitzen46	Joe Clark6
Andrew Speights37	Brett Mitchell5

Individual Game Highs

Batting

At Bats:	7	Mike Gitzen vs Medaille (May 11, 2007)
Runs Scored:	4	Mike Gitzen vs Richard Stockton (Feb. 24, 2007)
	4	Allen Peake vs Hilbert (Apr. 22, 2007)
	4	Andrew Speights (2 games)
Hits:	5	Mike Gitzen vs Richard Stockton (Feb. 24, 2007)
RBIs:	6	Allen Peake vs Medaille (May 11, 2007)
Doubles:	3	Andrew Speights vs Sewanee (Mar. 19, 2007)
Triples:	2	Mike Gitzen vs Mount Aloysius (Apr. 27, 2007)
	2	Bryan Burke vs Pitt-Bradford (Apr. 30, 2007)
Home Runs:	3	Ryan Webb vs Medaille (Apr. 21, 2007)
Total Bases:	12	Ryan Webb vs Medaille (Apr. 21, 2007)
Walks:	3	Ryan Webb vs Penn State Behrend (Mar. 26, 2007)
	3	Art Barone vs Medaille (May 11, 2007)
Strikeouts:	4	Todd Holmes vs La Roche (May 13, 2007)
Sac Flies:	2	Joe Clark vs Pitt-Greensboro (May 5, 2007)
	2	Brett Mitchell vs Western New England (Mar. 18, 2007)
Stolen Bases:	3	Bryan Burke (2 games)
Hit By Pitch:	2	Art Barone vs La Roche (May 12, 2007)
Caught Stealing:	1	(14 games)

Fielding

Putouts:	12	Allen Peake vs Shenandoah (Apr. 19, 2007)
Assists:	9	Brett Mitchell vs Old Westbury (Mar. 3, 2007)
Errors:	3	Bryan Short vs Greensboro (Feb. 17, 2007)
Passed Balls:	2	Joe Daddura vs Old Westbury (Mar. 4, 2007)

Pitching

Innings Pitched:	9.0	Aaron Main vs Medaille (May 11, 2007)
Strikeouts:	12	Aaron Main vs St. Joseph's (Mar. 10, 2007)
Wild Pitches:	2	Spencer Bernard vs Greensboro (Feb. 17, 2007)
	2	Scott Eastment vs Pitt-Bradford (Apr. 30, 2007)
	2	Ryan Webb vs Pitt-Bradford (Apr. 30, 2007)
Hit Batters:	3	Scott Eastment vs Mount Aloysius (Apr. 27, 2007)

Pitching Leaders

Earned Run Average	Scott Eastment1
Aaron Main2.84	Kyle Timme1
Todd Holmes3.38	
Bryan Burke3.75	

Innings Pitched	Aaron Main95.0
Scott Eastment78.2	
Bryan Burke50.1	


Batters Struck Out	Aaron Main78
Bryan Burke37	
Scott Eastment37	

Appearances	Scott Eastment18
Aaron Main16	
Bryan Burke16	

Games Started	Aaron Main15
Scott Eastment13	
Bryan Burke6	

Games In Relief	Bryan Burke10
Kyle Timme7	
Joe Garrity6	
Todd Holmes6	
Zach Brathwaite6	

Saves	Bryan Burke1
--------------	--------------------



2007 Final Standings

School	AMCC				Overall			
	W	L	T	Pct.	W	L	T	Pct.
La Roche	13	5	0	.722	25	17	0	.595
Medaille	13	5	0	.722	14	22	0	.388
Frostburg State	13	5	0	.722	31	15	0	.674
Penn State Behrend	12	6	0	.666	27	12	1	.675
Pitt-Bradford	10	8	0	.555	22	16	0	.578
Pitt-Greensburg	10	8	0	.555	16	19	0	.457
Mount Aloysius	7	11	0	.388	13	21	0	.382
Lake Erie	5	13	0	.277	15	25	0	.375
Penn State Altoona	5	13	0	.277	11	25	0	.440
Hilbert	2	16	0	.111	5	25	0	.200

2007 AMCC Players of the Week

Week of	Player	Pitcher
Mar. 19	Dan Clark, Mount Aloysius	Ryan Smith, Penn St. Behrend
Mar. 26	Matt Stanziano, Pitt-Greensburg	Ryan Clouse, Mount Aloysius
Apr. 2	Brian Burke, Frostburg State	Aaron Main, Frostburg State
Apr. 9	Brett Mitchell, Frostburg State	Phil Avolio, La Roche
Apr. 16	Josh Fyffe, Penn St. Behrend	Nate McCollough, La Roche
Apr. 23	Matt Stanziano, Pitt-Greensburg	Paul Altmyer, Pitt-Greensburg
Apr. 30	Josh Fyffe, Penn St. Behrend	David Koerbel, Penn St. Behrend
May 7	Mike Gitzen, Frostburg State	Aaron Main, Frostburg State
May 14	Allen Peake, Frostburg State	Aaron Main, Frostburg State

2007 AMCC Tournament

Sat., May 5 - First Round	Sat., May 5 - First Round
#3 Frostburg State 4, #6 Pitt-Greensburg 3	#5 Pitt-Bradford 9, #4 Penn St. Behrend 0
#3 Frostburg State 14, #6 Pitt-Greensburg 8	#5 Pitt-Bradford 4, #4 Penn St. Behrend 2

AMCC Tournament Championship Round

Hosted by La Roche College

Fri., May 11

G1: #3 Frostburg State 17, #2 Medaille 3

G2: #1 La Roche 8, #4 Pitt-Bradford 7

G3: #2 Medaille 12, #4 Pitt-Bradford 9

Sat., May 12

G4: #3 Frostburg State 12, #1 La Roche 8

G5: #1 La Roche 17, #2 Medaille 7

Sun. May 13

Championship: #3 Frostburg State 17, #1 La Roche 8

2007 All-AMCC Team

FIRST TEAM

Aaron Main	P	Frostburg State
Nate Jones.....	P	Pitt-Bradford
Gabe Stephenson.....	C	Penn State Behrend
Allen Peake	1B	Frostburg State
Matt Stanziano.....	2B	Pitt-Greensburg
Mike Gitzen	3B	Frostburg State
Josh Fyffe.....	SS	Penn State Behrend
Bryan Burke	OF	Frostburg State
Ryan Pfisterer.....	OF	Lake Erie
Corey Smock.....	OF	Pitt-Bradford
Mark Lombardi.....	DH	Pitt-Greensburg

SECOND TEAM

David Koerbel.....	P	Penn State Behrend
Nate McCollough.....	P	La Roche
Ryan Webb	C	Frostburg State
Trevor Anderson.....	1B	Mount Aloysius
Nate McCollough.....	2B	La Roche
Adam Martin.....	3B	Penn State Behrend
Matt Duval.....	SS	Mount Aloysius
Derek Nero.....	OF	Medaille
Kevin Volker.....	OF	Medaille
Tyler Weyant.....	OF	Penn State Altoona
Ben Reed.....	DH	Lake Erie

HONORABLE MENTION

Ryan Clouse.....	P	Mount Aloysius
Scott Eastment	P	Frostburg State
Nick Wendell.....	C	La Roche
Jim Little.....	1B	Pitt-Greensburg
Nick Andreassi.....	2B	Medaille
Drew Bosco.....	3B	La Roche
Brett Mitchell	SS	Frostburg State
Andrew Speights	OF	Frostburg State
Jeremy Vogel.....	OF	Penn State Altoona
Steve Paskowski.....	OF	Mount Aloysius
Todd Holmes	DH	Frostburg State

NEWCOMERS OF THE YEAR

Josh Fyffe.....	Penn State Behrend
-----------------	--------------------


PLAYERS OF THE YEAR

Matt Stanziano.....	Pitt-Greensburg
---------------------	-----------------

COACHES OF THE YEAR

Ron Nero.....	Medaille
---------------	----------





Hilbert

April 15, 2008 - 1:00 pm (DH) - Frostburg, Md.

Location: Hamburg, N.Y.
Enrollment: 1,200
Colors: Royal Blue & White
Nickname: Hawks
President: Dr. Cynthia Zane
Athletic Director: Richard Walsh
2007 Record: 5-25, 2-16 AMCC
Head Coach: Robert Gladwell
Record at HC: 5-25 (Second Season)
Assistant Coaches: N/A
Sports Information Director: Rob deGrandpre
Web Site: www.hilbert.edu/athletics.asp



La Roche

April 9, 2008 - 1:00 pm (DH) - Pittsburgh, Pa.

Location: Pittsburgh, Pa.
Enrollment: 1,700
Colors: Red & White
Nickname: Redhawks
President: Sister Candace Introcaso
Athletic Director: Jim Tinkey
2007 Record: 25-17, 13-5 AMCC
Head Coach: Chase Rowe
Record at LAR: 25-17 (Second Season)
Assistant Coaches: Bryan Hilbert
Sports Information Director: Chase Rowe
Web Site: www.laroche.edu/athletic2-department



Lake Erie

March 29, 2008 - 1:00 pm (DH) - Frostburg, Md.

Location: Painesville, Ohio
Enrollment: 950
Colors: Green & White
Nickname: Storm
President: Michael Victor
Athletic Director: Griz Zimmermann
2007 Record: 15-25, 5-13 AMCC
Head Coach: Brian McGee
Record at LEC: 0-0 (First Season)
Assistant Coaches: N/A
Sports Information Director: Kristy Booher
Web Site: www.lec.edu/athletics/index.php



Medaille

April 19, 2008 - 1:00 pm (DH) - Buffalo, N.Y.

Location: Buffalo, N.Y.
Enrollment: 2,599
Colors: Blue, White & Red
Nickname: Mavericks
President: Dr. Richard T. Jurasek
Athletic Director: Peter Lonergan
2007 Record: 15-22, 13-5 AMCC
Head Coach: Ron Nero
Record at MC: 37-81-1 (5 Seasons)
Assistant Coaches: Tim Slawek, Tony Sekuterski & Kurt Hauser
Sports Information Director: Mike Carberry
Web Site: www.medaille.edu/mavericks



Mt. Aloysius

April 15, 2008 - 1:00 pm (DH) - Frostburg, Md.

Location: Cresson, Pa.
Enrollment: 1,200
Colors: Blue & White
Nickname: Mounties
President: Sr. Mary Ann Dillon, Ph.D.
Athletic Director: Tim Kelly
2007 Record: 13-21, 7-11 AMCC
Head Coach: Kevin Kime
Record at MAC: 13-21 (Second Season)
Assistant Coaches: Andrew Clouse
Sports Information Director: Lance Loya
Web Site: www.mtaloy.edu/athletics



Penn State Altoona

April 1, 2008 - 1:00 pm (DH) - Frostburg, Md.

Location: Altoona, Pa.
Enrollment: 4,000
Colors: Blue & White
Nickname: Lions
President: Dr. Lori J. Bechtel
Athletic Director: Fredina Ingold
2007 Record: 11-25, 5-3 AMCC
Head Coach: Joe Piotti
Record at PSA: 157-186 (11 Seasons)
Assistant Coaches: Dave Brisbin
Sports Information Director: Steve Crider
Web Site: www.altoona.psu.edu/sports/



Penn State Behrend

March 22, 2008 - 1:00 pm (DH) - Erie, Pa.

Location: Erie, Pa.
Enrollment: 4,000
Colors: Blue & White
Nickname: Lions
President: Dr. Jack Burke
Athletic Director: Brian Streeter
2007 Record: 27-12, 12-6 AMCC
Head Coach: Paul Benim
Record at PSB: 288-187-2 (17 Seasons)
Assistant Coaches: Brian Hirschberg & Butch Kemling
Sports Information Director: Paul Benim
Web Site: pserie.psu.edu/athletics/athletics.htm



Pitt-Bradford

April 5, 2008 - 1:00 pm (DH) - Bradford, Pa.

Location: Bradford, Pa.
Enrollment: 1,306
Colors: Navy Blue & Gold
Nickname: Panthers
President: Dr. Livingston Alexander
Athletic Director: Lori Mazza
2007 Record: 22-16, 10-8 AMCC
Head Coach: Bret Butler
Record at UPB: 198-143-1 (9 Seasons)
Assistant Coaches: N/A
Sports Information Director: Greg Clark
Web Site: www.upb.pitt.edu/athletics/index.htm



Pitt-Greensburg

April 25, 2008 - Noon (DH) - Greensburg, Pa.

Location: Greensburg, Pa.
Enrollment: 1,800
Colors: Navy & Gold
Nickname: Bobcats
President: Dr. Frank Cassell
Athletic Director: Dick Hack
2006 Record: 15-24, 8-10 AMCC
Head Coach: Joe Hill
Record at UPG: 62-85 (4 Seasons)
Assistant Coaches: Matt McMunn
Sports Information Director: Kevin Conlon
Web Site: www.pitt.edu/~upgncaa



Centenary

Mar. 8/9, 2008 - Noon - Frostburg, Md.
 Location: Hackettstown, N.J.
 Enrollment: 2,662
 Colors: Blue and White
 Nickname: Cyclones
 President: Kenneth L. Hoyt
 Athletic Director: Billie Joe Blackwell
 2007 Record: 22-13
 Head Coach: David Sawicki
 Record at CC: 103-61-1 (Five Seasons)
 Assistant Coaches: Aaron Walsh, Cory Gearhart
 SID: Joshua Huber
 Web Site: www.centenarycollege.edu

Christopher Newport

Mar. 13, 2008 - 3:00 pm - Frostburg, Md.
 Location: Newport News, Va.
 Enrollment: 4,800
 Colors: Blue, White, and Black
 Nickname: Captains
 President: Paul S. Tribble
 Athletic Director: C.J. Woollum
 2007 Record: 24-17
 Head Coach: John Harvell
 Record at CNU: 191-105 (Seven Seasons)
 Assistant Coaches: Ron Frazier
 SID: Wayne Block
 Web Site: www.cnusports.com

Lebanon Valley

Mar. 12, 2008 - 3:00 pm - Frostburg, Md.
 Location: Annville, Pa.
 Enrollment: 1,660
 Colors: Blue and White
 Nickname: Flying Dutchman
 President: Dr. Stephen MacDonald
 Athletic Director: Rick Beard
 2007 Record: 21-18
 Head Coach: Keith Evans
 Record at GC: (Five Seasons)
 Assistant Coaches: Dave Fortna, Robert Rudolph, Joe Shiner and Richie Schwartz
 SID: Tim Flynn
 Web Site: www.lvc.edu/athletics

Lynchburg

Feb. 16, 2008 - 11:00 pm - Fayetteville, N.C.
 Feb. 17, 2008 - 1:00 pm - Fayetteville, N.C.
 Location: Lynchburg, Va.
 Enrollment: 2,053
 Colors: Crimson and Grey
 Nickname: Hornets
 President: Dr. Kenneth R. Garren
 Athletic Director: Dr. Jack Toms
 2007 Record: 23-18
 Head Coach: Percy Abell
 Record at SU: 207-176 (11th Season)
 Assistant Coaches: Dennis Knight
 SID: Mike Carpenter
 Web Site: www.lyncburg.edu/athletics

Methodist

Mar. 15/16, 2008 - 3:00 pm - Fayetteville, N.C.
 Location: Fayetteville, N.C.
 Enrollment: 2,255
 Colors: Green and Gold
 Nickname: Monarchs
 President: Dr. M. Elton Hendricks
 Athletic Director: Bob McEvoy
 2007 Record: 30-15
 Head Coach: Tom Austin
 Record at MU:
 Assistant Coaches: Kevine Allingham, Cory Calloway, Ryan Stephenson
 SID: Kirbie Britt
 Web Site: www.methodist.edu/monarchs

Shenandoah

Apr. 10, 2008 - 4:00 pm - Frostburg, Md.
 Location: Winchester, Va.
 Enrollment: 2,400
 Colors: Red, White and Midnight Blue
 Nickname: Hornets
 President: Dr. James A. Davis
 Athletic Director: John Hill
 2007 Record: 27-15
 Head Coach: Kevin Anderson
 Record at SU: 98-72 (Four Seasons)
 Assistant Coaches: Kirk Renegar, Simon Volinsky, Archie Moore, and Nick Sborz
 SID: Scott Musa
 Web Site: www.shenandoah.edu/athletics

St. Mary's

Apr. 26, 2008 - Noon - St. Mary's City, Md.
 Location: St. Mary's City, Md.
 Enrollment: 1,871
 Colors: Royal Blue and Gold
 Nickname: Seahawks
 President: Jane Margaret O'Brien,
 Athletic Director: Scott Devine
 2007 Record: 17-20
 Head Coach: Lew Jenkins
 Record at SMC: 230-218-2
 Assistant Coaches: Hal Ward, Liam Bowen, Kenny Bean, Pete D'Antuono
 SID: Nairem Moran
 Web Site: www.athletics.smc.edu

Old Westbury

Feb. 29, 2008 - Noon - Frostburg, Md.
 March 1, 2008 - Noon - Frostburg, Md.
 Location: Old Westbury, N.Y.
 Enrollment: 3,300
 Colors: Forest Green & White
 Nickname: Panthers
 President: Calvin O. Butts, III
 Athletic Director: John Lonardo
 2007 Record: 16-18
 Head Coach: John Lonardo
 Record at OW: 231-159-3 (12 Seasons)
 Assistant Coaches: Rod Stephan
 SID: Harris Rappel
 Web Site: www.oldwestburypanthers.com

Villa Julia

Mar. 19, 2008 - 3:00 pm - Owings Mills, Md.
 Location: Owings Mills, Md.
 Enrollment: 3,000
 Colors: Forest Green, Black, and White
 Nickname: Mustangs
 President: Dr. Kevin J. Manning
 Athletic Director: Brett Adams
 2007 Record: 24-22
 Head Coach: Jason Tawney
 Record at VJC: 103-111 (Six Seasons)
 Assistant Coaches: Mike Rubin
 SID: TBA
 Web Site: www.gomustangs.com

Wash. & Jeff.

Mar. 27, 2008 - 3:30 pm - Frostburg, Md.
 Location: Washington, Pa.
 Enrollment: 1,400
 Colors: Red & Black
 Nickname: Presidents
 President: Dr. Tori Haring-Smith
 Athletic Director: Bill Dukett
 2007 Record: 32-12
 Head Coach: Jeff Mountain
 Record at WJC: 125-83 (Five Seasons)
 Assistant Coaches: Shaun Pfeil
 SID: Scott McGuiness
 Web Site: washjeff.edu/athletics.aspx

West Virginia Tech

Mar. 26, 2008 - 2:00 pm - Montgomery, W.Va.
 Apr. 17, 2008 - 2:00 pm - Frostburg, Md.
 Location: Montgomery, W.Va.
 Enrollment: 2,252
 Colors: Blue and Gold
 Nickname: Golden Bears
 President: Charles E. Bayless
 Athletic Director: Lou Talericco
 2007 Record: 22-27
 Head Coach: Tim Eplin
 Record at WVT: N/A
 Assistant Coaches: Rob Brockman
 Web Site: www.wvutec.edu/athletics



YEAR-BY-YEAR

Year	Record	Coach	Achievements
1937	0-9-0	Willard Trezise	
1938	4-6-0	Willard Trezise	
1939-41	Not Available	George Carrington	
1942-46	No teams - WWII		
1947-49	Not Available		
1950	4-8-0	Ken Babcock	
1951	3-6-0	Ken Babcock	
1952	0-8-0	Ken Babcock	
1953	3-6-0	Ken Babcock	
1954	2-7-0	Ken Babcock	
1955	Not Available	Waldon Skinner	
1956	4-5-0	Waldon Skinner	
1957	2-9-0	Waldon Skinner	
1958	3-8-0	Waldon Skinner	
1959	2-6-0	Harold J. Cordts	
1960	6-7-0	Harold J. Cordts	
1961	2-6-0	Harold J. Cordts	
1962	8-4-0	Harold J. Cordts	
1963	8-9-0	William Marley	
1964	7-6-0	Albert Long	
1965	7-6-0	Bob Wells	
1966	11-7-0	Bob Wells	Maryland Intercollegiate Conference (MIC) Champions
1967	19-9-0	Bob Wells	MIC Champions, NAIA South District Champions, NAIA Area Qualifier
1968	15-17-0	Bob Wells	MIC Champions
1969	22-11-1	Bob Wells	MIC Champions
1970	25-13-0	Bob Wells	MIC Champions, NAIA District Champions, NAIA Area Qualifier
1971	31-8-0	Bob Wells	MIC Champions, NAIA District Tournament Qualifier, Final NAIA ranking - ninth
1972	31-11-0	Bob Wells	NAIA District and Area Champions, Fifth place NAIA World Series, Final NAIA ranking - sixth
1973	30-6-0	Bob Wells	NAIA District Tournament Qualifier, Final NAIA ranking - 23rd
1974	25-12-0	Bob Wells	NAIA District Tournament Qualifier, Final NAIA ranking - 13th
1975	22-13-0	Bob Wells	NAIA District Tournament Qualifier
1976	35-8-1	Bob Wells	NAIA District Tournament Qualifier, Final NAIA ranking - 18th
1977	18-13-0	Bob Wells	NAIA District Tournament Qualifier
1978	20-17-0	Bob Wells	Mason-Dixon Conference Champions
1979	18-12-1	Bob Wells	Eastern College Athletic Conference (ECAC) South Tournament Finalist
1980	13-13-0	Bob Wells	
1981	17-10-0	Bob Wells	
1982	12-18-0	Bob Wells	
1983	9-16-0 ^	Bob Wells	
1984	29-5-0	Bob Wells	NCAA South Regional Tournament Qualifier, Final NCAA III ranking - 16th
1985	23-16-0	Bob Wells	
1986	19-14-0	Bob Wells	
1987	24-10-0	Bob Wells	NCAA South Regional Tournament Qualifier, Final NCAA III ranking - 24th
1988	23-12-0	Bob Wells	
1989	24-10-0	Bob Wells	
1990	18-11-0	Bob Wells	ECAC South Tournament Champions
1991	17-11-0 ^	Bob Wells	ECAC South Tournament Champions
1992	23-10-0 ^	Greg Wallace	Eastern States Athletic Conference (ESAC) Champions, ECAC South Tournament Finalist
1993	19-14-0	Greg Wallace	ECAC South Tournament Finalist
1994	17-11-1	Greg Wallace	ECAC South Tournament Finalist
1995	18-16-0	Greg Wallace	
1996	18-10-0	Bob Wells	ECAC South Tournament Qualifier
1997	25-8-0	Bob Wells	ECAC South Tournament Qualifier
1998	28-6-0	Phil Caruso	AMCC Champions, ECAC South Tournament Qualifier
1999	32-12-0	Phil Caruso	AMCC Champions, ECAC South Tournament Qualifier
2000	18-16-0	Chris McKnight	AMCC Runners-Up
2001	25-16-0	Chris McKnight	AMCC Runners-Up; ECAC South Tournament Qualifier
2002	20-14-0	Chris McKnight	AMCC Tournament Qualifier
2003	31-12-1	Chris McKnight	AMCC Runners-Up
2004	26-18-0	Chris McKnight	AMCC Champions
2005	29-13-0	Chris McKnight	AMCC Regular-Season Champions
2006	29-13-0	Chris McKnight	AMCC Tournament Champions - NCAA Tournament Participants
2007	31-15-0	Chris McKnight	AMCC Tournament Champions - NCAA Tournament Participants


All-Time Coaching Records

Head Coach	Seasons	W-L-T	Pct.
Bob Wells	29	600-327-3 ^	.647
Chris McKnight	8	209-117-1	.633
Greg Wallace	4	77-51-1 ^	.604
Phil Caruso	2	60-18-0	.769
Harold J. Cordts	4	18-23-0	.425
Ken Babcock	5	12-35-0	.255
Waldon Skinner	4	9-22-0 !	.290
William Marley	1	8-9-0	.471
Albert Long	1	7-6-0	.538
William Trezise	2	4-15-0	.211
George Carrington	2	Not Available	--
Totals	62	1004-623-5	.611

FSU in the Final Rankings

Year	Record	Final Ranking
1971	31-8	9th (NAIA)
1972	31-11	6th (NAIA)
1973	30-6	23rd (NAIA)
1974	25-12	13th (NAIA)
1976	35-8	18th (NAIA)
1984	29-5	16th (NCAA III)
1987	24-10	24th (NCAA III)

^ Forfeit wins in 1983, 1991 & 1992 (one each season) do not count in overall record as per NCAA rules ! 1955 Win-Loss Record Not Available



Offensive

Games

1T.	M. Gitzen	46	2007
	A. Peake	46	2007
3.	A. Speights	45	2007
4T.	S. Baker	44	1976
	R. Raughley	44	1976
	G. Romanik	44	1976
	S. Raba	44	1999
	S. Davis	44	2003
	T. Dixon	44	2003
	B. Farmer	44	2003

At-Bats

1.	A. Speights	175	2007
2.	M. Gitzen	167	2007
3.	A. Peake	161	2007
4.	T. Dixon	158	2003
5.	B. Burke	157	2007
6.	B. Gamble	151	1999
7.	S. Davis	150	2003
8.	A. Speights	147	2006
9.	C. Wengerd	146	1976
10.	J. Wilt	145	2004

Runs Scored

1.	A. Speights	54	2007
2.	M. Gitzen	52	2007
3T.	B. Keen	50	1985
	M. Teson	50	2003
5T.	M. Gitzen	46	2005
	O. Lewis	46	1969
	O. Lewis	46	1971
	P. Rollins	46	1971
	S. Baker	46	1976
10.	B. Gamble	44	1999

Hits

1.	B. Burke	66	2007
2.	S. Davis	65	2003
3.	B. Gamble	62	1999
4.	L. Sporer	55	1985
5T.	A. Speights	53	2005
	S. Feller	53	2004
7T.	S. Hackal	52	1985
	B. Keen	52	1986
	P. Sweeney	52	1999
	S. Raba	52	1999

Doubles

1.	B. Gamble	20	1999
2.	A. Speights	18	2007
3T.	B. Mitchell	17	2007
	S. Raba	17	1999
5T.	B. Burke	16	2007
	M. Gitzen	16	2005
	S. Feller	16	2003
8T.	A. Barone	15	2006
	S. Davis	15	2003
10T.	S. Hackal	14	1986
	M. Gitzen	14	2007

Triples

1T.	J. Anderson	7	1978
	S. Hackal	7	1985
3T.	B. Burke	6	2007
	M. Bridgett	6	1970
	J. Steiner	6	1972
6T.	B. Keen	5	1984
	S. Warfield	5	1992
	S. Davis	5	2003
9T.	18 players	4	

Home Runs

1T.	B. Keen	11	1986
	A. Peake	11	2007
	P. Sweeney	11	1999
4.	C. Rotruck	10	1990
5T.	S. Hackal	9	1986
	J. Elder	9	1978
	M. Gitzen	9	2007
8T.	J. Riggleman	8	1972
	P. Sweeney	8	1998
	S. Raba	8	1999
	R. Webb	8	2007

Runs Batted In

1.	A. Peake	57	2007
2.	P. Sweeney	54	1999
3.	S. Hackal	51	1985
4T.	C. Wengerd	48	1976
	B. Gamble	48	1999
6.	M. Gitzen	46	2007
7T.	G. Moraz	45	1971
	S. Raba	45	1999
9.	S. Davis	44	2003
10.	G. Romanik	43	1976

Extra Base Hits

1.	S. Raba	28	1999
2T.	M. Gitzen	26	2007
	B. Keen	26	1986
4.	B. Burke	25	2007
5T.	B. Gamble	24	1999
	S. Feller	24	2003
	A. Peake	24	2007
8T.	J. Elder	23	1978
	S. Hackal	23	1986
	B. Keen	23	1984
	P. Sweeney	23	1999
	S. Davis	23	2003

Total Bases

1.	M. Gitzen	111	2007
2.	B. Keen	103	1986
3.	B. Burke	102	2007
4T.	S. Raba	99	1999
	S. Davis	99	2003
6T.	A. Peake	97	2007
	P. Sweeney	97	1999
8.	B. Gamble	95	1999
9.	S. Hackal	92	1985
10T.	J. Elder	91	1978
	B. Keen	91	1984

Batting Average

1.	S. Raba	.500	1998
----	---------	------	------

2.	P. Sweeney	.481	1999
3.	B. Keen	.469	1986
4.	H. Reynolds	.467	1965
5.	B. Sutton	.456	1966
6.	P. Sweeney	.449	1998
7T.	J. Smith	.446	1988
	P. Sweeney	.446	2000
9.	J. Elder	.442	1977
10.	S. Hackal	.437	1985

Slugging Percentage

1.	B. Keen	.928	1986
2.	P. Sweeney	.898	1999
3.	S. Raba	.894	1998
4.	P. Sweeney	.831	1998
5.	P. Sweeney	.777	2000
6.	S. Hackal	.773	1985
7.	B. Keen	.771	1984
8.	S. Hackal	.768	1986
9.	J. Elder	.758	1979
10.	C. Rotruck	.753	1990

Walks

1.	M. Teson	42	2003
2.	S. Simpson	38	2001
3.	B. Keen	37	1985
4.	G. Romanik	33	1976
5.	S. Baker	32	1976
6.	S. Simpson	31	2002
7T.	R. Raughley	30	1976
	T. Wilkins	30	2002
9T.	J. Riggleman	29	1973
	M. Teson	29	2001
11T.	Four Players	28	

Hit By Pitch


1.	J. Simms	12	1993
2.	A. Peake	10	2006
3T.	M. Gitzen	9	2005
	M. Gitzen	9	2007
5T.	A. Peake	8	2005
	B. Nay	8	1999
	B. Nay	8	2000
	S. Davis	8	2003
	D. Sanchez	8	2003
10T.	M. Bridgett	7	1970
	A. Monacchio	7	1976
	T. Shaffer	7	2001

Sacrifices

1.	A. Shelley	18	1992
2T.	C. Wengerd	11	1976
	J. Wagers	11	1999
4T.	B. LeDane	10	1993
	V. Ryan	10	1970
6T.	B. Sutton	9	1970
	C. Wengerd	9	1975
	B. Lawyer	9	1997
	J. Clark	9	2007
9.	Seven players	8	

Sacrifice Flies

1T.	S. Zumpano	.6	1988
	D. Sanchez	.6	2000



3T.	B. Keen	5	1985
	M. Liller	5	1991
	T. Pavlic	5	1986
	A. Taylor	5	1987
	C. Hammond	5	2002
	S. Davis	5	2003
7T.	12 players	4	

Stolen Bases

1T.	O. Lewis	51	1969
	O. Lewis	51	1971
3.	B. Sutton	43	1967
4.	P. Rollins	34	1971
5.	D. Carr	33	1998
6.	B. Sutton	29	1968
	B. Burke	27	2007
8T.	P. Rollins	25	1972
	B. Sutton	25	1966
10T.	C. Jones	23	2005
	A. Poklemba	23	1973
	S. Davis	23	2003

Fewest Strikeouts Per Plate Appearance

1.	L. Sporer	1:75.0	1983
2.	H. Reynolds	1:60.0	1966
3T.	T. Merritt	1:33.7	1977
	C. Hammond	1:33.7	2001
5.	G. Moraz	1:33.5	1970
6.	B. Crawford	1:32.5	1998
7.	A. Shelley	1:32.2	1992
8.	G. Moraz	1:30.4	1971
9T.	T. Pavlic	1:28.3	1986
	H. Reynolds	1:28.3	1967

Pitching

Games

1T.	J. Micklus	19	2006
	J. Helmick	19	1972
	C. Bednar	19	2004
4T.	S. Eastment	18	2007
	P. Kane	18	1999
	D. Sidorowicz	18	2001
7T.	C. Hill	17	2001
	M. Malec	17	1976
9T.	S. Bell	16	1994
	C. Dodson	16	1995
	B. Keen	16	1968
	B. McDermott	16	1972
	G. Moraz	16	1970
	F. Olive	16	1967
	S. Eberspacher	16	1998

Starts

1.	A. Main	15	2007
2.	C. Dodson	14	1995
3T.	B. Hollister	13	2006
	B. Hollister	12	2005
	M. Richmond	12	1976
6T.	J. Barclay	11	1992
	K. Hawkins	11	1992
	J. Helmick	11	1972
	K. Voelker	11	1973

M. Pickeral	11	2000
D. Jones	11	2001

Innings

1.	A. Main	95.0	2007
2.	B. Hollister	86.2	2006
3.	J. Helmick	84.1	1972
4.	C. Dodson	83.2	1995
5.	B. Hollister	82.1	2005
6.	J. Barclay	81.2	1992
7.	K. Voelker	80.0	1973
8.	M. Malec	79.2	1976
9.	S. Eastment	78.2	2007
10.	M. Richmond	77.1	1976

Complete Games

1T.	M. Richmond	8	1974
	S. Schaefer	8	1979
	A. Main	8	2007
4T.	S. Bell	7	1993
	R. Czekaj	7	1985
	J. Helmick	7	1971
	D. Schallmo	7	1985
	K. Voelker	7	1973
9T.	Seven players	5	

Shutouts

1T.	K. Voelker	4	1972
	B. Gamble	4	1999
3T.	J. Barclay	3	1993
	E. Michelsen	3	1972
	S. Schaefer	3	1979
	D. Schallmo	3	1984
	K. Voelker	3	1973
8T.	Seven players	2	

Strikeouts

1.	J. Helmick	103	1972
2.	K. Voelker	94	1993
3.	M. Malec	88	1986
4.	M. Richmond	81	1976
5.	B. Hollister	80	2006
6.	B. Hollister	80	2005
7.	H. Hanburger	79	1971
8.	A. Main	78	2007
9.	J. Crustal	77	2006
10.	J. Micklus	74	2006

Wins

1.	K. Voelker	13	1973
2.	B. Hollister	10	2006
3.	M. Malec	10	1976
4.	J. Helmick	9	1972
	A. Main	9	2007
6T.	D. Lindner	8	2006
	J. Redmond	8	1984
	C. Beckett	8	1997
9T.	J. Micklus	7	2006
	B. Hollister	7	2005
10T	11 Players	6	

Winning Percentage (Minimum 8 Decisions)

1T.	K. Voelker	1.000 (13-0)	1973
	J. Redmond	1.000 (8-0)	1984

3.	B. Hollister	.909 (10-1)	2006
4.	D. Lindner	.888 (8-1)	2005
5T.	D. Hagan	.875 (7-1)	1987
	H. Hanberger	.875 (7-1)	1971
	M. Richmond	.875 (7-1)	1971
	S. Schaefer	.875 (7-1)	1979
9.	M. Malec	.833 (10-2)	1976
10.	A. Main	.818 (9-2)	2007

Earned Run Average (Minimum 30 Innings)

1.	K. Voelker	.53 (50.2)	1972
2.	P. Kane	.87 (30.2)	1999
3.	J. Parrault	1.27 (35.1)	1974
4.	J. Fitzwater	1.38 (32.2)	1999
5.	J. Helmick	1.40 (57.2)	1970
6.	T. Zook	1.67 (37.2)	1980
7.	B. Hollister	1.75 (82.1)	2005
8.	B. Armstrong	1.79 (50.1)	1966
9.	M. Richmond	1.92 (70.1)	1974
10.	B. Gamble	1.96 (59.2)	1999

Strikeouts Per Nine Innings (Minimum 30 Innings)

1.	H. Hanburger	11.7 (60.2)	1971
2.	M. Pickeral	11.1 (55.1)	1999
3.	J. Helmick	11.0 (84.1)	1972
4T.	M. Richmond	10.7 (57.0)	1975
	C.J. Hill	10.7 (31.0)	1992
6.	K. Voelker	10.6 (80.0)	1973
7.	G. Moraz	10.2 (43.1)	1970
8T.	J. Crustal	10.1 (68.1)	2006
	T. Diehl	10.1 (30.1)	1967
10.	J. Micklus	10.0 (66.0)	2006

Relief Appearances

1.	C. Bednar	19	2004
2T.	P. Kane	18	1999
	D. Sidorowicz	18	2001
4.	C. Hill	17	2001
5T.	M. Vaccaro	15	1982
	S. Eberspacher	15	1998
	P. Kane	15	2000
	A. Byer	15	2004
9T.	B. Hollister	14	2002
	P. Sweeney	14	1997
	J. Fitzwater	14	1999

Saves

1.	M. Vaccaro	4	1982
2T.	J. Micklus	3	2006
	B. Hollister	3	2002
	D. Sidorowicz	3	2001
	P. Sweeney	3	2000
	S. Eberspacher	3	1998
	D. Kozak	3	1987
	S. Lohr	3	1992
	D. Miles	3	1991
	P. Sweeney	3	1997
10T.	16 players	2	

Note: Records prior to 1965 are unavailable



Offensive

Games Played

1.	S. Davis	158
2.	D. Sanchez	147
3T.	M. Bacon	141
	M. Gitzen	141
5.	T. Holmes	138
6.	A. Poklemba	137
7T.	C. Wengerd	136
	P. Sweeney	136
9.	K. Mahan	132
10T.	G. Moraz	130
	A. Peake	130

At-Bats

1.	S. Davis	522
2.	M. Gitzen	474
3.	A. Speights	458
4.	A. Peake	425
5.	D. Sanchez	423
6.	G. Moraz	417
7.	C. Wengerd	416
8.	P. Sweeney	414
9.	A. Poklemba	402
10.	M. Bacon	395

Runs Scored

1.	S. Davis	141
2.	B. Keen	132
3.	P. Sweeney	127
4.	M. Teson	126
5.	M. Gitzen	123
6T.	O. Lewis	122
	A. Poklemba	122
8.	A. Speights	118
9.	G. Miller	108
10.	J. Simms	107

Hits

1.	S. Davis	182
2.	P. Sweeney	181
3.	A. Speights	161
4.	M. Gitzen	159
5.	B. Keen	151
6.	C. Wengerd	145
7.	S. Feller	144
8T.	S. Hackal	143
	G. Moraz	143
	S. Davis	143

Doubles

1.	P. Sweeney	45
2.	S. Feller	40
3.	A. Speights	39
4T.	S. Davis	35
	M. Gitzen	35
6.	B. Keen	33
7T.	B. Gamble	32
	A. Barone	32
9T.	M. Liller	28
	C. Wengerd	28
11T.	R. Hamerski	27
	A. Peake	27

Triples

1.	J. Steiner	15
----	------------	----

2.	J. Anderson	14
3.	B. Keen	12
4.	G. Miller	11
5T.	K. Mahan	10
	M. Bridgett	10
	G. Moraz	10
8T.	M. Bacon	9
	S. Hackal	9
	M. Liller	9

Home Runs

1.	P. Sweeney	30
2T.	C. Rotruck	24
	S. Hackal	24
4T.	B. Keen	22
	J. Riggleman	22
	A. Peake	21
7.	J. Elder	17
8.	S. Feller	15
9T.	S. Raba	14
	T. Wilkins	14
	R. Webb	14

Runs Batted In

1.	P. Sweeney	148
2.	S. Hackal	124
3.	B. Keen	120
4.	C. Wengerd	115
5.	G. Moraz	109
6T.	S. Feller	107
	S. Davis	107
8.	J. Steiner	94
9.	K. Mahan	90
10.	J. Riggleman	86

Extra Base Hits

1.	P. Sweeney	79
2.	B. Keen	67
3T.	S. Hackal	58
	S. Feller	58
	M. Gitzen	53
6T.	S. Davis	48
	A. Peake	48
	A. Speights	48
9.	J. Riggleman	44
10.	G. Moraz	43

Total Bases

1.	P. Sweeney	324
2.	B. Keen	274
3.	S. Hackal	258
4.	S. Davis	248
5.	M. Gitzen	242
6.	S. Feller	235
7.	A. Speights	224
8.	A. Peake	219
9.	G. Moraz	216
10.	J. Riggleman	199

Batting Average (Minimum 100 At-Bats)

1.	P. Sweeney	.437
2.	S. Feller	.419
3.	B. Gamble	.416
T4.	B. Keen	.409
	S. Raba	.409
6.	S. Baker	.399
7.	A. Sebold	.388

8.	M. Liller	.386
9.	L. Sporer	.381
10.	J. Elder	.377

Slugging Percentage (Minimum 100 At-Bats)

1.	P. Sweeney	.783
2.	S. Raba	.760
3.	B. Keen	.743
4.	C. Rotruck	.707
5.	S. Feller	.683
6.	S. Hackal	.670
7.	J. Elder	.651
8.	B. Gamble	.646
9.	S. Baker	.636
10.	A. Sebold	.612

Base on Balls

1.	M. Teson	101
2.	A. Poklemba	89
3.	S. Davis	82
4.	S. Zumpano	80
5.	B. Keen	76
6.	B. Kerr	75
7.	S. Hackal	74
8.	J. Riggleman	73
9T.	G. Bridgett	69
	S. Simpson	69

Hit by Pitch

1.	M. Gitzen	26
2.	A. Peake	23
3.	J. Simms	21
4.	S. Davis	19
5.	D. Sanchez	17
6.	B. Nay	16
7.	K. Mahan	14
8.	T. Wilkins	13
9.	K. Romanik	11
10T.	M. Bridgett	10
	R. Green	10
	G. Moraz	10
	T. Shaffer	10

Sacrifice Hits

1.	A. Shelley	32
2.	C. Wengerd	30
3.	G. Bridgett	23
4.	T. Merritt	22
5.	J. Brock	21
6.	S. Davis	20
7T.	S. Purdy	19
	D. Raines	19
8.	B. Lawyer	18
10.	B. Burton	17

Sacrifice Flies

1.	S. Zumpano	12
2.	R. Hamerski	11
3.	M. Liller	10
4T.	B. Keen	9
	D. Sanchez	9
	M. Gitzen	9
7T.	T. Pavlic	8
	A. Sebold	8
	S. Davis	8
10T.	J. Beley	7
	G. Moraz	7



CAREER RECORDS

Stolen Bases

1.	O. Lewis	118
2.	B. Sutton	110
3.	A. Poklemba	72
4.	P. Rollins	59
5.	R. Green	58
6T.	J. Shugars	56
	S. Davis	56
8.	G. Miller	55
9.	G. Bridgett	52
10.	K. Snoots	51

Fewest Strikeouts per Plate Appearance

1.	G. Moraz	1:26.5
2.	A. Shelley	1:23.8
3.	T. Pavlic	1:23.5
4.	H. Reynolds	1:21.3
5.	B. Crawford	1:17.3
6.	D. Stottlemeyer	1:17.0
7.	S. Raba	1:16.3
8.	L. Sporer	1:16.2
9.	E. Michelsen	1:16.0
10.	B. Gamble	1:14.5

Note: records prior to 1965 are unavailable

Pitching

Games

1.	J. Helmick	53
2.	B. Hollister	52
3.	D. Sidorowicz	48
4T.	J. Herbert	46
	G. Moraz	46
6.	P. Kane	45
7.	M. Richmond	43
8.	S. Sites	42
9T.	R. Gerard	41
	D. Kozak	41

Starts

1.	M. Richmond	40
2.	B. Hollister	35
3.	J. Helmick	34
4.	H. Hanburger	33
5.	S. Sites	31
6T.	J. Herbert	28
	D. Schallmo	28
8.	R. Gerard	26
9T.	K. Voelker	23
	C. Beckett	23
	D. Sidorowicz	23

Innings

1.	M. Richmond	265.2
2.	B. Hollister	247.2
3.	J. Helmick	244.1
4.	J. Herbert	196.0
5.	S. Sites	191.0
6.	R. Gerard	188.2
7.	H. Hanburger	182.2
8.	K. Voelker	169.0
9.	D. Schallmo	168.2

Complete Games

1.	M. Richmond	25
2.	J. Helmick	18
3.	R. Gerard	15
4.	D. Schallmo	14
5.	S. Sites	13
6T.	J. Herbert	12
	B. Hollister	12
8T.	J. Redmond	11
	K. Voelker	11
10T.	S. Bell	10
	K. Cain	10
	H. Hanburger	10

Shutouts

1.	K. Voelker	7
2T.	J. Helmick	5
	B. Hollister	5
4T.	B. Gamble	4
	E. Michelsen	4
	J. Barclay	4
	M. Richmond	4
	D. Schallmo	4
9T.	Six players	3

Strikeouts

1.	M. Richmond	272
2.	J. Helmick	261
3.	B. Hollister	230
4.	K. Voelker	185
5.	H. Hanburger	177
6.	S. Sites	171
7.	R. Gerard	144
8.	G. Moraz	126
9.	M. Pickeral	124
10.	J. Herbert	120

Wins

1.	J. Helmick	27
2.	B. Hollister	26
3.	M. Richmond	25
4.	K. Voelker	22
5.	S. Sites	18
6.	D. Kozak	17
7T.	H. Hanburger	16
	J. Herbert	16
	D. Schallmo	16
10T.	G. Moraz	14
	J. Redmond	14
	C. Beckett	14
	D. Sidorowicz	14

**Winning Percentage
(Minimum 12 decisions)**

1.	K. Voelker	.957 (22-1)
2.	M. Malec	.833 (10-2)
3.	W. Sigafoose	.813 (13-3)
4.	B. Hollister	.787 (26-7)
5.	D. Kozak	.773 (17-5)
6.	M. Kelly	.769 (10-3)
7T.	D. Hagan	.750 (9-3)
	S. Eberspacher	.750 (9-3)
9.	B. Gamble	.733 (11-4)
10.	J. Helmick	.730 (27-10)

**Earned Run Average
(Minimum 70 innings)**

1.	B. Gamble	2.09 (94.2)
2.	K. Voelker	2.34 (169.0)
3.	S. Grimes	2.46 (87.2)
4.	B. Armstrong	2.57 (87.2)
5.	J. Helmick	2.76 (244.1)
6.	B. Hollister	2.73 (247.2)
7.	M. Malec	2.82 (79.2)
8.	A. Main	2.84 (95.0)
9.	K. Mann	2.87 (72.0)
10.	B. McCully	2.93 (76.2)

**Strikeouts per Nine Innings
(Minimum 70 innings)**

1.	M. Malec	9.90 (79.2)
2.	K. Voelker	9.85 (169.0)
3.	J. Helmick	9.60 (244.1)
4.	B. Armstrong	9.40 (87.2)
5.	B. Hollister	9.29 (247.6)
6.	M. Richmond	9.20 (265.2)
7.	C.J. Hill	8.80 (77.0)
8.	H. Hanburger	8.72 (182.2)
9.	G. Moraz	8.70 (129.2)
10.	B. Gamble	8.50 (94.2)

Relief Appearances

1.	P. Kane	45
2.	A. Byer	39
3.	C. McGarvey	36
4.	G. Moraz	34
5.	D. Kozak	30
6T.	C. Bednar	27
	G. Erdman	27
8T.	P. Sweeney	25
	D. Sidorowicz	25
10.	S. Eberspacher	23
11.	M Sillers	22

Saves

1.	P. Sweeney	7
2T.	S. Eberspacher	5
	R. Gerard	5
	D. Miles	5
	G. Moraz	5
	C. McGarvey	5
	B. Hollister	5
8T.	D. Kozak	4
	S. Lohr	4
	M. Vaccaro	4

Note: Records prior to 1965 are unavailable

Bobcat Hall of Fame Members

Name	Inducted
Ed Athey	1976
Mel Bacon	1979
Mel Bridgett	1989
Jim Byrness	1975
Francis "Jake" Carrington	1995
George "Gimp" Carrington	1975
Harold J. Cordts	1990
John Elder	1984
Scott Hackal	1992
Hank Hanburger	1981
John Helmick	1977
John Herbert	1998
Billy Keen	1993
Bill Kirk	1996
Bob Kirk	1971
Roland Lammert	1986
George Lauder	1971
Oscar Lewis	1977
Mark Liller	2003
John Meyers	1972
Tom Merritt	2004
George Moraz	1974
John Patterson	1980
Olin Perkins	1997
Francis "Bud" Poland	1978
Howard Reynolds	1971
Mark Richmond	1982
Jim Rigglesman	1979
Phil Rollins	1988
Ken Snoots	1974
Larry Sporer	2003
Joe Steiner	1980
Bob Sutton	1972
Keith Voelker	1978
Joe Wagner	1995
Robert E. Wells	1980
Craig Wengerd	1983
Bob "Hank" Winner	1972
Steve Zumpano	2001

RETIRED NUMBERS

14 Bob Wells (Head Coach)

FSU Single-Game Records

At-Bats	9	George Moraz (vs. Edinboro State, 1971 - 17 innings)
Runs	6	Mark Swartzbeck (vs. Pitt-Bradford, 1999)
Walks	5 [^]	Greg Duckworth (vs. Wilmington, 1985)
Hits	5	Joe Steiner (vs. St. Francis, 1971)
	5	Larry Strand (vs. Indiana Univ. of Pa., 1973)
	5	Gary Romanik (vs. Davis & Elkins, 1976)
	5	Steve Zumpano (vs. Hampden-Sydney, 1989)
	5	Tim Garner (vs. West Virginia Wesleyan, 1992)
	5	Tim Garner (vs. Gallaudet, 1992)
	5	Chris Lockhart (vs. Christopher Newport, 1995)
	5	Mike Gitzen (vs Richard Stockton, 2007)
Doubles	3	Billy Keen (vs. Coppin State, 1986)
	3	Angelo Taylor (vs. Christopher Newport, 1987)
	3	Jeff Chroniger (vs. Juniata, 1995)
	3	Andrew Speights (vs Sewanee, 2007)
Triples	2	Mel Bacon (vs. DCTC, 1969)
	2	Jim Carli (vs. Shepherd, 1971)
	2	Jim Anderson (vs. Norfolk, 1976)
	2	Jim Anderson (vs. Bowie State, 1978)
	2	Jon Beley (vs. Delaware State, 1980)
	2	Gene Miller (vs. Mt. St. Mary's, 1986)
	2	Sean Warfield (vs. Bowie State, 1992)
	2	Craig Killen (vs. Juniata, 1996)
	2	Mike Gitzen (vs Mount Aloysius 2007)
	2	Bryan Burke (vs Pitt-Bradford, 2007)
Home Runs	3	Jim Rigglesman (vs. Davis & Elkins, 1972)
	3	Ryan Webb (vs Medaille, 2007)
RBI	8	Jim Rigglesman (vs. Davis & Elkins, 1972)
Total Bases	12	Jim Rigglesman (vs. Davis & Elkins, 1972)
	12	Ryan Webb (vs Medaille, 2007)
Extra Base Hits	4	Billy Keen (vs. Coppin State, 1986)
Sacrifice Flies	3 ^{^^}	Tim Pavlic (vs. Waynesburg, 1986)
Stolen Bases	7	Oscar Lewis (vs. Coppin State, 1969)

Note: Records prior to 1965 unavailable

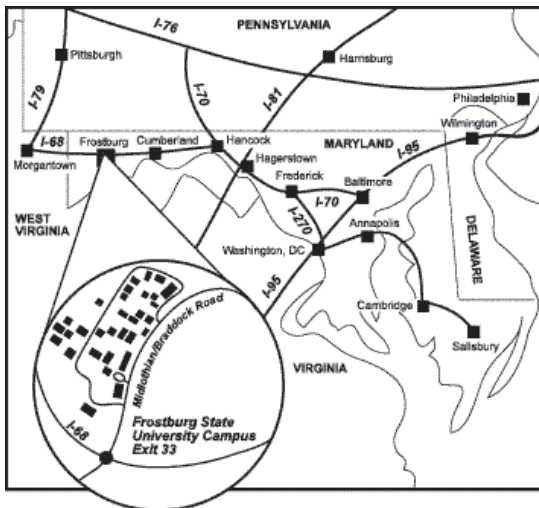
[^] T-2nd NCAA Division III history

^{^^} T-1st in NCAA Division III history



Estimated Travel Time to FSU

Baltimore	2 1/2 hours
Hagerstown, Md.	1 hour
Harrisburg, Pa.	2 hours
Johnstown, Pa.	1 hour
Morgantown, W.Va.	1 hour
New York	6 1/2 hours
Philadelphia	4 1/2 hours
Pittsburgh	2 1/2 hours
Richmond	5 hours
Salisbury, Md.	5 1/2 hours
Somerset, Pa.	45 minutes
Washington, D.C.	2 1/2 hours



Frostburg State University is located in the Appalachian highlands (elevation 2,200 feet) of Western Maryland. The main campus covers 260 acres within the town limits of Frostburg (population 7,300). The University also offers courses in Frederick, Maryland and at the Center in Hagerstown, Maryland.

The local region is rich in both history and outdoor activities. Students can visit nearby recreational areas — Rocky Gap, New Germany and Deep Creek Lake State Parks — which offer camping, boating, swimming, hiking and skiing.

ABOUT FSU



Frostburg State University
101 Braddock Road
Frostburg, Maryland 21532-1099

From Baltimore

Take I-70 West to I-68 at Hancock, Md. Proceed to exit 33 (second Frostburg exit). Bear right onto Midlothian Road and proceed about one mile to the main entrance to the campus on the left.

From Morgantown, W.Va. and Points West

Take I-68 East to exit 33. Turn left onto Midlothian Road and proceed about one mile to the main entrance to the campus on the left.

From Pittsburgh, Pa. and Points North

Take I-79 South to I-68 at Morgantown, W.Va. Proceed to exit 33. Turn left onto Midlothian Road and proceed about one mile to the main entrance to the campus on the left.


From Washington, D.C.

Take I-270 North towards Frederick, Md. At Frederick, take I-70 West to I-68 at Hancock, Md. Proceed to exit 33 (second Frostburg exit). Bear right onto Midlothian Road and proceed about one mile to the main entrance to the campus on the left.

Frostburg State University is an Affirmative Action/Equal Opportunity Institution. Admission shall be determined without regard to race, color, religion, sex, national origin, age or handicap.

FSU is committed to making all of its programs, services and activities accessible to persons with disabilities. You may request accommodations through the ADA Compliance Office, 301/687-4102, TDD 301/687-7955.





THE UNIVERSITY

Public, four-year, undergraduate and graduate, liberal arts and sciences and professional studies

DEGREES

B.A., B.S., B.F.A.; M.A., M.B.A., M.Ed., M.S.

ENROLLMENT

4,300 undergraduate; 900 graduate

STUDENT/FACULTY RATIO

17:1; average class size is 19 students

FACULTY

Full-time: 248

Part-time: 109

80% of full-time faculty have doctorates or terminal degrees in their fields

ON-CAMPUS HOUSING

90% of new students live on campus

2,000 residence hall spaces

SPECIAL OPPORTUNITIES

Honors Program

Learning Communities

Internships

Study Abroad

K-12/Secondary Teaching Certification

Collaborative and Dual Degree Programs in Engineering w/ Univ. of Maryland, College Park

B.S. Physics/M.S. Applied Physics Collaborative Program with UMBC

Bachelor's/Juris Doctor Program with Univ. of Baltimore School of Law

B.S. Accounting/M.B.A. Combined Program

Chemistry/Doctor of Pharmacy Dual Degree Program

Career Services

Credit by Examination - CLEP & Advanced Placement

2006-2007 EXPENSES (PER YEAR)

In-State: \$12,748

Out-of-State: \$20,998

Contiguous Counties: \$17,748 *

* *Out-of-state discount for full-time students from the following counties in PA: Bedford, Franklin, Fulton and Somerset; in VA: Loudoun; and in WV: Berkeley, Grant, Hampshire, Jefferson, Mineral and Morgan.*

MAJORS

- | | |
|---|------------------------|
| Accounting | International Studies |
| Actuarial Science | Justice Studies |
| Art & Design | Liberal Studies |
| Biology | Mass Communication |
| Business Administration | Mathematics |
| Business Education | Mechanical Engineering |
| Chemistry | Music |
| Computer Science | Philosophy |
| Earth Science | Physics |
| Economics | Political Science |
| Electrical Engineering | Psychology |
| Elem./Early Childhood Educ.Elementary | Recreation |
| Education | Social Science |
| English Environmental Analysis & Planning | Social Work |
| Foreign Languages & Literature | Sociology |
| Geography | Speech Communication |
| Health & Physical Education | Theatre |
| History | Wildlife & Fisheries |

PRE-PROFESSIONAL PROGRAMS

- | | |
|--------------------|----------------------|
| Dental Hygiene | Occupational Therapy |
| Dentistry | Optometry |
| Law | Pharmacy |
| Medical Technology | Physical Therapy |
| Medicine | Veterinary Medicine |
| Nursing | |

SCHOLARSHIPS

Over 200 scholarships are awarded annually from various endowed funds created by individual donors and corporate gifts. Awards, based on academic merit and/or financial need, range from \$250 to \$3,500.

FINANCIAL AID

Eligible students receive need-based grants, loans and work-study arrangements. Approximately 65% of the students at FSU receive some form of financial aid.

FSU SPORTS FACTS

Nickname Bobcats
 Colors Red, White & Black
 Affiliation NCAA Division III
 Conferences Allegheny Mountain Collegiate (AMCC),
 Atlantic Central Football (ACFC),
 Eastern College Athletic (ECAC) & Mason-Dixon

INTERCOLLEGIATE SPORTS


<i>Men (9)</i>	<i>Women (11)</i>	<i>Co-Ed (1)</i>
Baseball	Basketball	Golf
Basketball	Cross Country	
Cross Country	Field Hockey	
Football	Lacrosse	
Soccer	Soccer	
Swimming	Softball	
Tennis	Swimming	
Track & Field (indoor & outdoor)	Tennis	
	Track & Field (indoor & outdoor)	
	Volleyball	



THE GAME® OFFICIAL ON-FIELD HEADWEAR



The Game is proud to be the Official On-Field Headwear for this school & over 800 other Colleges and Universities.





Contents

General Information	IFC
Quick Facts	IFC
About Frostburg State	1
President Gibraltar/Bob Wells Field	2
Director of Athletics Troy Dell/Staff Directory	3
Head Coach Guy Robertson	4
Assistant Coaches	5
2008 Roster	6
Roster Facts & Breakdown	7
2008 Preview/Preseason Poll	8 & 9
Player Profiles	10-16
2007 NCAA Regional	17
2007 Overall Statistics	18
2007 AMCC Statistics	19
2007 Results	20
2007 Statistical Leaders	21
AMCC All-Conference/Past Champions	22
2008 AMCC Opponent Facts	23
2008 Non-Conference Opponents	24
Year-by-Year Results	25
Frostburg State Records	26-30
About Frostburg State	31 & 32

Frostburg State Quick Facts

City/Zip	Frostburg, Md./21532
Founded	1898
Enrollment	5,200
Nickname	Bobcats
School Colors	Red, Black & White
Affiliations	NCAA Division III
Conferences	Allegheny Mountain Collegiate Conference
President	Dr. Jonathan C. Gibraltar
Director of Athletics	Troy Dell
Athletics Phone	(301) 687-4462

Sports Information Staff

Sports Information Director	Noah Becker
Office Phone	(301) 687-4371
Office Fax	(301) 687-4780
Email	nzbecker@frostburg.edu
Graduate Assistants	Billy McDaniel & Katie Spittler
Web Site	http://www.frostburgsports.com



Credits

The 2008 Baseball Media Guide is a publication of the Frostburg State Sports Information Office

Editor/Writer/Designer

Noah Becker

Publication Contributors

Billy McDaniel & Katie Spittler

Printer

MultiAd Sports

Frostburg State Baseball Staff

Head Coach	Guy Robertson (Elon)
Career Record/Years	64-131/Four
Record at Frostburg State/Years	0-0/First
Assistant Coaches	Dan Sidorowicz & Bill Shields
Baseball Office Phone	(301) 687-4414
Baseball E-mail Address	gsrobertson@frostburg.edu
First Season of Baseball	1937
All-Time Record (Pct.)/Years	1004-623-5 (.613)/62
AMCC Championships/Years	5/1998, 1999, 2004, 2006 & 2007
Years in Post-Season Play/Years	24/1967, 1970, 1971, 1972, 1973, 1974, 1975, 1976, 1977, 1979, 1984, 1987, 1990, 1991, 1992, 1993, 1994, 1996, 1997, 1998, 1999, 2001, 2006, 2007
Last Post-Season Appearance	2007 NCAA MidEast Regional
Result	Lost to #4 Gwynedd-Mercy, 5-3 Lost to #1 Kean, 7-0

2007 Baseball Schedule

Feb. 15	at Methodist	3:00 pm
Feb. 16	vs. Lynchburg ^	11:00 am
Feb. 16	at Methodist	4:00 pm
Feb. 17	vs. Lynchburg ^	1:00 pm
Feb. 29	Old Westbury	Noon (DH)
Mar. 1	Old Westbury	Noon (DH)
Mar. 8	Centenary	Noon (DH)
Mar. 9	Centenary	Noon (DH)
Mar. 12	Lebanon Valley	3:00 pm
Mar. 13	Christopher Newport	3:00 pm
Mar. 19	at Villa Julie	3:00 pm
Mar. 22	at Penn State Behrend *	1:00 pm (DH)
Mar. 26	at West Virginia Tech	2:00 pm
Mar. 27	Washington & Jefferson	2:00 pm
Mar. 29	Lake Erie *	1:00 pm (DH)
Apr. 1	Penn State Altoona *	1:00 pm (DH)
Apr. 5	at Pitt-Bradford *	1:00 pm (DH)
Apr. 9	at La Roche *	1:00 pm (DH)
Apr. 10	at Shenandoah	4:00 pm
Apr. 12	Hilbert *	1:00 pm (DH)
Apr. 15	Mt. Aloysius *	1:00 pm (DH)
Apr. 17	West Virginia Tech	2:00 pm
Apr. 19	at Medaille *	1:00 pm (DH)
Apr. 25	at Pitt-Greensburg *	Noon (DH)
Apr. 26	at St. Mary's *	Noon (DH)
May 3	AMCC Tournament	TBA
May 9-11	AMCC Tournament	TBA
May 14 - 18	NCAA Regionals	TBA

Home Games in Bold

* Allegheny Mountain Collegiate Conference Opponents
^ Fayetteville, N.C.



FSU AT A GLANCE

- Average class size: 19
- 85% of classes have fewer than 30 students.
- 17:1 student/faculty ratio
- According to a recent survey, 97% of our graduates are employed. Over 83% are employed in the field of their choice.
- An undergraduate biology student discovered a new species of worm and presented his findings at the Russian Society of Nematologist Symposium in St. Petersburg.
- Among its peer institutions, FSU was ranked second for the number of national awards received by its faculty.
- The NBC hit sitcom "My Name is Greg" was created by a Frostburg State alumni Greg Garcia (Class of '92). Garcia is also the creator of the CBS sitcom, "Yes, Dear".
- The fall 2000 entering freshmen class was the largest in FSU history and 10.2 percent larger than the previous year. The same class had an average SAT score that was 14 points higher than the previous year's average.
- FSU is a partner in the construction of a business and technology park on campus. This new park will provide opportunities for students to engage in research and internships with participating agencies.
- The pass rate of FSU graduates in Social Work licensure exams has been 100% for the past two years.
- Students from FSU's Society for the Advancement of Management chapter placed third nationally in case competition.
- FSU education graduates have typically had pass rates of 96%-98% on the National Teachers Exam.



From an opening day enrollment of 57 students, Frostburg State University has grown to a present day enrollment of over 5,000 students. Its physical plant, once limited to a single building, Old Main, which housed classrooms and a library, has also grown to over 30 facilities including classroom buildings, residence halls, the Lewis J. Ort Library, the Harold J. Cordts Physical Education Center, the Lane Center, and the Performing Arts Center, situated on 255 beautiful acres.

Opened in 1902 as State Normal School No. 2, the University owes its existence to the tenacity of J. Benson Oder, editor of the Frostburg Mining Journal, and the citizens of Frostburg who, in spite of political barriers, raised funds and purchased the site on which the University is located.

Principal Edmund Dandridge Murdaugh and three faculty instructed the first Normal School class; in addition, the other faculty taught 151 children in the Model School. The Normal School students, who were high school students having to meet no requirements other than age (girls, 16; boys, 17), had but one two-year course of study, elementary education. The curriculum consisted of Latin, mathematics, history, rhetoric and literature, natural and physical sciences, drawing, music, calisthenics, psychology, philosophy of education, philosophy of school management, Pedagogy, Observation, Practice Work and Primary Manual Training.

Over the years, the name of the institution has reflected the changes in the scope of its educational mission. In 1935, the State Normal School No. 2 became the State Teachers College at Frostburg, a four-year college which offered a Bachelor of Science in Elementary Education. In 1963, the name became Frostburg State College, and finally in 1987, with the strong support of the local civic and business community, became Frostburg State University, an indication of its growing resources, diversity and excellence in educational opportunities for the region and the state.

In 1988, FSU became a constituent institution of the University System of Maryland, comprised of 11 of the state's 13 public institutions. Expanding to meet the educational needs of the region, the FSU Center in Hagerstown was also established in 1988 to offer upper-level bachelor's degree coursework and graduate programs. The University also opened, in 1990, a permanent location for the Frederick MBA program.

Throughout its growth, the University has emphasized excellence in teaching. Over 80% of the full-time faculty hold Ph.D.s or terminal degrees from institutions that are among the most prestigious in the nation. Faculty scholarship has led to scholarly books, manuals and journals, as well as numerous articles and reviews. This excellence in faculty has resulted in superior results for students. FSU has been ranked first among its peers for the number of doctorates per 100 baccalaureate degrees awarded. In the same study, FSU was ranked second in the percentage of national, prestigious awards received by faculty. These have included Fulbrights and significant grants from the National Endowment for the Humanities, the National Endowment for the Arts and other national associations.

At the same time, the University has developed comparable excellence in academic programs, research, consulting, cultural and athletic events, and facilities. In recent years the campus has consistently received a superior rating, the highest state award given for facilities and maintenance. In addition, FSU was also recently ranked safest college campus in the state.

Today, the University's mission and services have expanded significantly. Over 400 full-time administrators and support staff, and more than 200 full-time faculty serve the educational needs of students who come not only from throughout the United States, but also the world. These students have a choice of 37 major programs of study leading to the Bachelor of Art, Bachelor of Science, Bachelor of Fine Arts and Bachelor of Technical and Professional Studies degrees as well as graduate degrees in applied ecology and conservation biology, business administration, counseling psychology, education, wildlife/fisheries biology, human performance, modern humanities, park and recreation resource management, teaching and applied computer science. In addition, 12 pre-professional programs are offered.